



EXCELLENCE • PERSONALIZATION • INTEGRITY • INNOVATION



*In this week's recap: Inflation cools, stocks warm up.*

# Weekly Economic Update

---

*Presented by Wendy Nelson, January 16, 2023*

## THE WEEK ON WALL STREET

Stocks rallied last week thanks to fresh confirmation of inflation's cooling trend and growing optimism that an inflation slowdown may provide the Fed with space to ease up on future rate hikes.

The Dow Jones Industrial Average gained 2.00%, while the Standard & Poor's 500 advanced 2.67%. The Nasdaq Composite index surged 4.82% for the week. The MSCI EAFE index, which tracks developed overseas stock markets, jumped 3.32%. <sup>1,2,3</sup>

## IMPROVING SENTIMENT

Investor sentiment came into the new year weighed down by recession fears and concerns that Fed rate hikes may "go higher for longer." Last week a different narrative emerged. Sustained declines in inflation, a rate hike cycle nearing an end, and a resilient economy that may avoid recession resulted in a broad-based rally.

Moderating inflation was evident in the Consumer Price Index (CPI) report released on Thursday, which, in combination with a strong labor report the previous Friday, gave investors confidence that the environment for stocks had improved. Stocks extended their gains to end the week as a few

money center banks kicked off a new earnings season with upbeat reports.

## INFLATION'S COOLING TREND

December's CPI report showed a 0.1% decline in prices from November and a 6.5% increase from a year ago. It was the sixth-consecutive month of decelerating year-over-year increases. Core prices (excludes food and energy) slowed to 5.7%, a decline from the previous month's 6.0% year-over-year rise. For the last three months, core prices have risen at an annualized rate of 3.1%—the slowest pace in over a year. <sup>4</sup>

Falling gasoline prices (-9.4%) accounted for most of the monthly decline in the CPI. Used car prices (-2.5%) were another bright spot. <sup>5</sup>

---

### TIP OF THE WEEK



*Ward off impulse buying with a 30-day list. If you feel like you have to have something, put it on your 30-day list. See if you still have the urge to buy it after 30 days; chances are, you won't.*

---

## THE WEEK AHEAD: KEY ECONOMIC DATA

**Wednesday :** Producer Price Index (PPI). Retail Sales. Industrial Production.

**Thursday:** Housing Starts. Jobless Claims.

**Friday:** Existing Home Sales.

Source: Econoday, January 13, 2023

The Econoday economic calendar lists upcoming U.S. economic data releases (including key economic indicators), Federal Reserve policy meetings, and speaking engagements of Federal Reserve officials. The content is developed from sources believed to be providing accurate information. The forecasts or forward-looking statements are based on assumptions and may not materialize. The forecasts also are subject to revision.

## THE WEEK AHEAD: COMPANIES REPORTING EARNINGS

**Tuesday :** The Goldman Sachs Group, Inc. (GS), Morgan Stanley (MS), The Charles Schwab Corporation (SCHW).

**Wednesday:** United Airlines Holdings, Inc. (UAL), The PNC Financial Services Group, Inc. (PNC), Prologis, Inc. (PLD).

**Thursday:** Netflix, Inc. (NFLX), The Procter & Gamble Company (PG),

**Friday:** Schlumberger Limited (SLB), PPG Industries, Inc. (PPG).

Source: Zacks, January 13, 2023

Companies mentioned are for informational purposes only. It should not be considered a solicitation for the purchase or sale of the securities. Investing involves risks, and investment decisions should be based on your own goals, time horizon, and tolerance for risk. The return and principal value of investments will fluctuate as market conditions change. When sold, investments may be worth more or less than their original cost. Companies may reschedule when they report earnings without notice.

---

### QUOTE OF THE WEEK

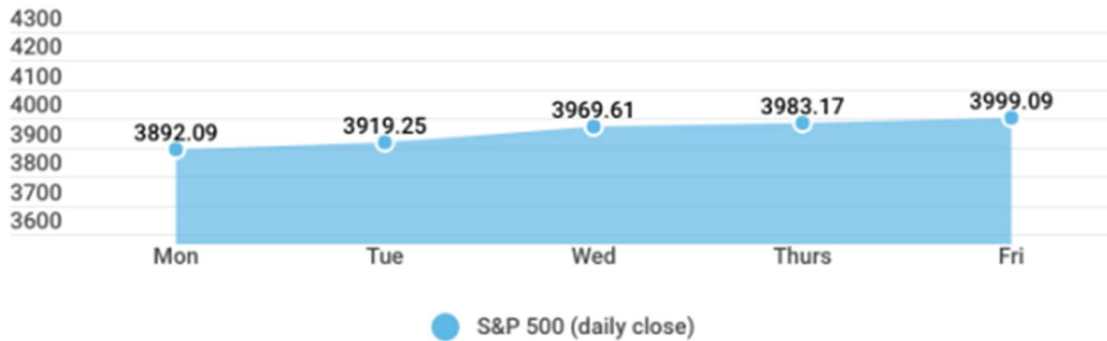



*“I didn’t know that I was different and now I realize how very different I was. But difference is what makes the world beautiful.”*

VENUS WILLIAMS

---

Market Index	Close	Week	Y-T-D
DJIA	34,302.61	+2.00%	+3.49%
NASDAQ	11,079.16	+4.82%	+5.85%
MSCI-EAFE	2,062.07	+3.32%	+6.08%
S&P 500	3,999.09	+2.67%	+4.16%



	Treasury	Close	Week	Y-T-D
	10-Year Note	3.50%	-0.05%	-0.38%

Sources: The Wall Street Journal, January 13, 2023; Treasury.gov, January 13, 2023  
 Weekly performance for the Dow Jones Industrial Average, Standard & Poor's 500 Index, and NASDAQ Composite Index is measured from the close of trading on Friday, January 6, to Friday, January 13, close. Weekly performance for the MSCI-EAFE is measured from Friday, January 6, open to Thursday, January 12, close. Weekly and year-to-date 10-year Treasury note yield are expressed in basis points.

---

## THE WEEKLY RIDDLE



*You need to take a gallon of oil out of a barrel of oil. How can you do it using only a 3-gallon container and a 5-gallon container?*

*LAST WEEK'S RIDDLE: It is a short and simple word, and something that everyone needs. Put an 'r' on the end and you have a new friend, but if the first letter goes away, you are sad. What is this word?*

*ANSWER: Love.*

---

Wendy Nelson may be reached at 720-256-3986 or [wnelson@windriverwa.com](mailto:wnelson@windriverwa.com)  
windriverwealthadvisors.com

**Know someone who could use information like this?**

Please feel free to send us their contact information via phone or email. (Don't worry – we'll request their permission before adding them to our mailing list.)

---

Securities and investment advisory services offered through Geneos Wealth Management, Inc. Member FINRA/SIPC This email, including attachments, may include confidential and/or proprietary information, and may be used only by the person or entity to which it is addressed. If the reader of this email is not the intended recipient, the reader is hereby notified that any dissemination, distribution or copying of this email is prohibited. If you have received this email in error, please notify the sender by replying to this message and delete this email immediately. Please note that electronic communication cannot be guaranteed to be secure. The transmission of personal information carries inherent risk.

Investing involves risks, and investment decisions should be based on your own goals, time horizon, and tolerance for risk. The return and principal value of investments will fluctuate as market conditions change. When sold, investments may be worth more or less than their original cost.

The forecasts or forward-looking statements are based on assumptions, may not materialize, and are subject to revision without notice.

The market indexes discussed are unmanaged, and generally, considered representative of their respective markets. Index performance is not indicative of the past performance of a particular investment. Indexes do not incur management fees, costs, and expenses. Individuals cannot directly invest in unmanaged indexes. Past performance does not guarantee future results.

The Dow Jones Industrial Average is an unmanaged index that is generally considered representative of large-capitalization companies on the U.S. stock market. Nasdaq Composite is an index of the common stocks and similar securities listed on the NASDAQ stock market and is considered a broad indicator of the performance of technology and growth companies. The MSCI EAFE Index was created by Morgan Stanley Capital International (MSCI) and serves as a benchmark of the performance of major international equity markets, as represented by 21 major MSCI indexes from Europe, Australia, and Southeast Asia. The S&P 500 Composite Index is an unmanaged group of securities that are considered to be representative of the stock market in general.

U.S. Treasury Notes are guaranteed by the federal government as to the timely payment of principal and interest. However, if you sell a Treasury Note prior to maturity, it may be worth more or less than the original price paid. Fixed income investments are subject to various risks including changes in interest rates, credit quality, inflation risk, market valuations, prepayments, corporate events, tax ramifications and other factors.

International investments carry additional risks, which include differences in financial reporting standards, currency exchange rates, political risks unique to a specific country, foreign taxes and regulations, and the potential for illiquid markets. These factors may result in greater share price volatility.

Please consult your financial professional for additional information.

This content is developed from sources believed to be providing accurate information. The information in this material is not intended as tax or legal advice. Please consult legal or tax professionals for specific information regarding your individual situation. This material was developed and produced by FMG Suite to provide information on a topic that may be of interest. FMG is not affiliated with the named representative, financial professional, Registered Investment Advisor, Broker-Dealer, nor state- or SEC-registered investment advisory firm. The opinions expressed and material provided are for general information, and they should not be considered a solicitation for the purchase or sale of any security.

Copyright 2023 FMG Suite.

CITATIONS:

1. The Wall Street Journal, January 13, 2023
2. The Wall Street Journal, January 13, 2023
3. The Wall Street Journal, January 13, 2023
4. The Wall Street Journal, January 12, 2023
5. CNBC, January 12, 2023

**Wendy Nelson**

Wealth Advisor

**Wind River Wealth Advisors**

PO Box 163, Cora, WY 82925

Phone: 720-256-3986

[wnelson@windriverwa.com](mailto:wnelson@windriverwa.com) [windriverwealthadvisors.com](http://windriverwealthadvisors.com)

Securities and investment advisory services offered through Geneos Wealth Management, Inc. Member FINRA/SIPC This email, including attachments, may include confidential and/or proprietary information, and may be used only by the person or entity to which it is addressed. If the reader of this email is not the intended recipient, the reader is hereby notified that any dissemination, distribution or copying of this email is prohibited. If you have received this email in error, please notify the sender by replying to this message and delete this email immediately. Please note that electronic communication cannot be guaranteed to be secure. The transmission of personal information carries inherent risk.



EXCELLENCE • PERSONALIZATION • INTEGRITY • INNOVATION



*In this week's recap: Inflation cools, stocks warm up.*

# Weekly Economic Update

---

*Presented by Wendy Nelson, January 16, 2023*

## THE WEEK ON WALL STREET

Stocks rallied last week thanks to fresh confirmation of inflation's cooling trend and growing optimism that an inflation slowdown may provide the Fed with space to ease up on future rate hikes.

The Dow Jones Industrial Average gained 2.00%, while the Standard & Poor's 500 advanced 2.67%. The Nasdaq Composite index surged 4.82% for the week. The MSCI EAFE index, which tracks developed overseas stock markets, jumped 3.32%. <sup>1,2,3</sup>

## IMPROVING SENTIMENT

Investor sentiment came into the new year weighed down by recession fears and concerns that Fed rate hikes may "go higher for longer." Last week a different narrative emerged. Sustained declines in inflation, a rate hike cycle nearing an end, and a resilient economy that may avoid recession resulted in a broad-based rally.

Moderating inflation was evident in the Consumer Price Index (CPI) report released on Thursday, which, in combination with a strong labor report the previous Friday, gave investors confidence that the environment for stocks had improved. Stocks extended their gains to end the week as a few

money center banks kicked off a new earnings season with upbeat reports.

## INFLATION'S COOLING TREND

December's CPI report showed a 0.1% decline in prices from November and a 6.5% increase from a year ago. It was the sixth-consecutive month of decelerating year-over-year increases. Core prices (excludes food and energy) slowed to 5.7%, a decline from the previous month's 6.0% year-over-year rise. For the last three months, core prices have risen at an annualized rate of 3.1%—the slowest pace in over a year. <sup>4</sup>

Falling gasoline prices (-9.4%) accounted for most of the monthly decline in the CPI. Used car prices (-2.5%) were another bright spot. <sup>5</sup>

---

### TIP OF THE WEEK



*Ward off impulse buying with a 30-day list. If you feel like you have to have something, put it on your 30-day list. See if you still have the urge to buy it after 30 days; chances are, you won't.*

---

## THE WEEK AHEAD: KEY ECONOMIC DATA

**Wednesday :** Producer Price Index (PPI). Retail Sales. Industrial Production.

**Thursday:** Housing Starts. Jobless Claims.

**Friday:** Existing Home Sales.

Source: Econoday, January 13, 2023

The Econoday economic calendar lists upcoming U.S. economic data releases (including key economic indicators), Federal Reserve policy meetings, and speaking engagements of Federal Reserve officials. The content is developed from sources believed to be providing accurate information. The forecasts or forward-looking statements are based on assumptions and may not materialize. The forecasts also are subject to revision.



## THE WEEK AHEAD: COMPANIES REPORTING EARNINGS

**Tuesday :** The Goldman Sachs Group, Inc. (GS), Morgan Stanley (MS), The Charles Schwab Corporation (SCHW).

**Wednesday:** United Airlines Holdings, Inc. (UAL), The PNC Financial Services Group, Inc. (PNC), Prologis, Inc. (PLD).

**Thursday:** Netflix, Inc. (NFLX), The Procter & Gamble Company (PG),

**Friday:** Schlumberger Limited (SLB), PPG Industries, Inc. (PPG).

Source: Zacks, January 13, 2023

Companies mentioned are for informational purposes only. It should not be considered a solicitation for the purchase or sale of the securities. Investing involves risks, and investment decisions should be based on your own goals, time horizon, and tolerance for risk. The return and principal value of investments will fluctuate as market conditions change. When sold, investments may be worth more or less than their original cost. Companies may reschedule when they report earnings without notice.

---

### QUOTE OF THE WEEK

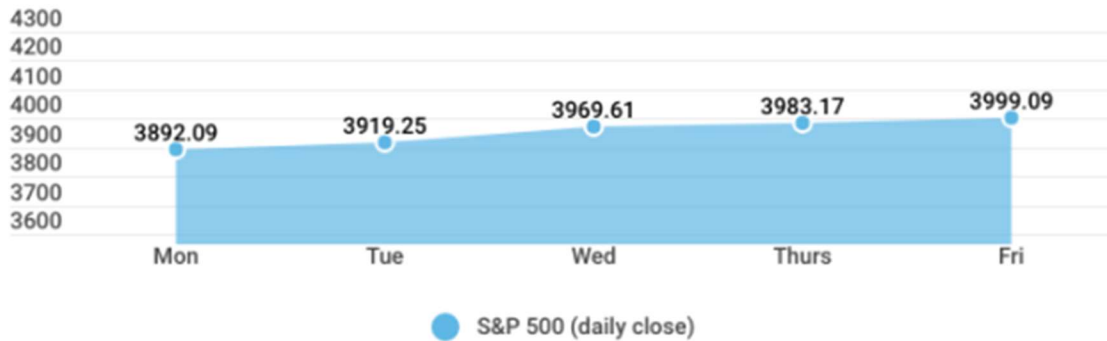



*“I didn’t know that I was different and now I realize how very different I was. But difference is what makes the world beautiful.”*

*VENUS WILLIAMS*

---

Market Index	Close	Week	Y-T-D
DJIA	34,302.61	+2.00%	+3.49%
NASDAQ	11,079.16	+4.82%	+5.85%
MSCI-EAFE	2,062.07	+3.32%	+6.08%
S&P 500	3,999.09	+2.67%	+4.16%



	Treasury	Close	Week	Y-T-D
	10-Year Note	3.50%	-0.05%	-0.38%

Sources: The Wall Street Journal, January 13, 2023; Treasury.gov, January 13, 2023  
 Weekly performance for the Dow Jones Industrial Average, Standard & Poor's 500 Index, and NASDAQ Composite Index is measured from the close of trading on Friday, January 6, to Friday, January 13, close. Weekly performance for the MSCI-EAFE is measured from Friday, January 6, open to Thursday, January 12, close. Weekly and year-to-date 10-year Treasury note yield are expressed in basis points.

## THE WEEKLY RIDDLE



*You need to take a gallon of oil out of a barrel of oil. How can you do it using only a 3-gallon container and a 5-gallon container?*

*LAST WEEK'S RIDDLE: It is a short and simple word, and something that everyone needs. Put an 'r' on the end and you have a new friend, but if the first letter goes away, you are sad. What is this word?*

*ANSWER: Love.*

---

Wendy Nelson may be reached at 720-256-3986 or [wnelson@windriverwa.com](mailto:wnelson@windriverwa.com)  
windriverwealthadvisors.com

**Know someone who could use information like this?**

Please feel free to send us their contact information via phone or email. (Don't worry – we'll request their permission before adding them to our mailing list.)

---

Securities and investment advisory services offered through Geneos Wealth Management, Inc. Member FINRA/SIPC This email, including attachments, may include confidential and/or proprietary information, and may be used only by the person or entity to which it is addressed. If the reader of this email is not the intended recipient, the reader is hereby notified that any dissemination, distribution or copying of this email is prohibited. If you have received this email in error, please notify the sender by replying to this message and delete this email immediately. Please note that electronic communication cannot be guaranteed to be secure. The transmission of personal information carries inherent risk.

Investing involves risks, and investment decisions should be based on your own goals, time horizon, and tolerance for risk. The return and principal value of investments will fluctuate as market conditions change. When sold, investments may be worth more or less than their original cost.

The forecasts or forward-looking statements are based on assumptions, may not materialize, and are subject to revision without notice.

The market indexes discussed are unmanaged, and generally, considered representative of their respective markets. Index performance is not indicative of the past performance of a particular investment. Indexes do not incur management fees, costs, and expenses. Individuals cannot directly invest in unmanaged indexes. Past performance does not guarantee future results.

The Dow Jones Industrial Average is an unmanaged index that is generally considered representative of large-capitalization companies on the U.S. stock market. Nasdaq Composite is an index of the common stocks and similar securities listed on the NASDAQ stock market and is considered a broad indicator of the performance of technology and growth companies. The MSCI EAFE Index was created by Morgan Stanley Capital International (MSCI) and serves as a benchmark of the performance of major international equity markets, as represented by 21 major MSCI indexes from Europe, Australia, and Southeast Asia. The S&P 500 Composite Index is an unmanaged group of securities that are considered to be representative of the stock market in general.

U.S. Treasury Notes are guaranteed by the federal government as to the timely payment of principal and interest. However, if you sell a Treasury Note prior to maturity, it may be worth more or less than the original price paid. Fixed income investments are subject to various risks including changes in interest rates, credit quality, inflation risk, market valuations, prepayments, corporate events, tax ramifications and other factors.

International investments carry additional risks, which include differences in financial reporting standards, currency exchange rates, political risks unique to a specific country, foreign taxes and regulations, and the potential for illiquid markets. These factors may result in greater share price volatility.

Please consult your financial professional for additional information.

This content is developed from sources believed to be providing accurate information. The information in this material is not intended as tax or legal advice. Please consult legal or tax professionals for specific information regarding your individual situation. This material was developed and produced by FMG Suite to provide information on a topic that may be of interest. FMG is not affiliated with the named representative, financial professional, Registered Investment Advisor, Broker-Dealer, nor state- or SEC-registered investment advisory firm. The opinions expressed and material provided are for general information, and they should not be considered a solicitation for the purchase or sale of any security.

Copyright 2023 FMG Suite.

CITATIONS:

1. The Wall Street Journal, January 13, 2023
2. The Wall Street Journal, January 13, 2023
3. The Wall Street Journal, January 13, 2023
4. The Wall Street Journal, January 12, 2023
5. CNBC, January 12, 2023

**Wendy Nelson**

Wealth Advisor

**Wind River Wealth Advisors**

PO Box 163, Cora, WY 82925

Phone: 720-256-3986

[wnelson@windriverwa.com](mailto:wnelson@windriverwa.com) [windriverwealthadvisors.com](http://windriverwealthadvisors.com)

Securities and investment advisory services offered through Geneos Wealth Management, Inc. Member FINRA/SIPC This email, including attachments, may include confidential and/or proprietary information, and may be used only by the person or entity to which it is addressed. If the reader of this email is not the intended recipient, the reader is hereby notified that any dissemination, distribution or copying of this email is prohibited. If you have received this email in error, please notify the sender by replying to this message and delete this email immediately. Please note that electronic communication cannot be guaranteed to be secure. The transmission of personal information carries inherent risk.



EXCELLENCE • PERSONALIZATION • INTEGRITY • INNOVATION



*In this week's recap: Inflation cools, stocks warm up.*

# Weekly Economic Update

---

*Presented by Wendy Nelson, January 16, 2023*

## THE WEEK ON WALL STREET

Stocks rallied last week thanks to fresh confirmation of inflation's cooling trend and growing optimism that an inflation slowdown may provide the Fed with space to ease up on future rate hikes.

The Dow Jones Industrial Average gained 2.00%, while the Standard & Poor's 500 advanced 2.67%. The Nasdaq Composite index surged 4.82% for the week. The MSCI EAFE index, which tracks developed overseas stock markets, jumped 3.32%. <sup>1,2,3</sup>

## IMPROVING SENTIMENT

Investor sentiment came into the new year weighed down by recession fears and concerns that Fed rate hikes may "go higher for longer." Last week a different narrative emerged. Sustained declines in inflation, a rate hike cycle nearing an end, and a resilient economy that may avoid recession resulted in a broad-based rally.

Moderating inflation was evident in the Consumer Price Index (CPI) report released on Thursday, which, in combination with a strong labor report the previous Friday, gave investors confidence that the environment for stocks had improved. Stocks extended their gains to end the week as a few

money center banks kicked off a new earnings season with upbeat reports.

## INFLATION'S COOLING TREND

December's CPI report showed a 0.1% decline in prices from November and a 6.5% increase from a year ago. It was the sixth-consecutive month of decelerating year-over-year increases. Core prices (excludes food and energy) slowed to 5.7%, a decline from the previous month's 6.0% year-over-year rise. For the last three months, core prices have risen at an annualized rate of 3.1%—the slowest pace in over a year. <sup>4</sup>

Falling gasoline prices (-9.4%) accounted for most of the monthly decline in the CPI. Used car prices (-2.5%) were another bright spot. <sup>5</sup>

---

### TIP OF THE WEEK



*Ward off impulse buying with a 30-day list. If you feel like you have to have something, put it on your 30-day list. See if you still have the urge to buy it after 30 days; chances are, you won't.*

---

## THE WEEK AHEAD: KEY ECONOMIC DATA

**Wednesday :** Producer Price Index (PPI). Retail Sales. Industrial Production.

**Thursday:** Housing Starts. Jobless Claims.

**Friday:** Existing Home Sales.

Source: Econoday, January 13, 2023

The Econoday economic calendar lists upcoming U.S. economic data releases (including key economic indicators), Federal Reserve policy meetings, and speaking engagements of Federal Reserve officials. The content is developed from sources believed to be providing accurate information. The forecasts or forward-looking statements are based on assumptions and may not materialize. The forecasts also are subject to revision.

## THE WEEK AHEAD: COMPANIES REPORTING EARNINGS

**Tuesday :** The Goldman Sachs Group, Inc. (GS), Morgan Stanley (MS), The Charles Schwab Corporation (SCHW).

**Wednesday:** United Airlines Holdings, Inc. (UAL), The PNC Financial Services Group, Inc. (PNC), Prologis, Inc. (PLD).

**Thursday:** Netflix, Inc. (NFLX), The Procter & Gamble Company (PG),

**Friday:** Schlumberger Limited (SLB), PPG Industries, Inc. (PPG).

Source: Zacks, January 13, 2023

Companies mentioned are for informational purposes only. It should not be considered a solicitation for the purchase or sale of the securities. Investing involves risks, and investment decisions should be based on your own goals, time horizon, and tolerance for risk. The return and principal value of investments will fluctuate as market conditions change. When sold, investments may be worth more or less than their original cost. Companies may reschedule when they report earnings without notice.

---

### QUOTE OF THE WEEK

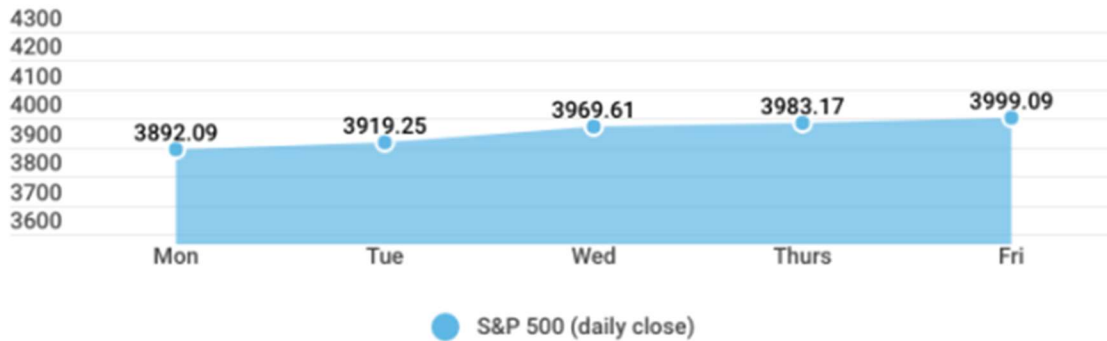


*“I didn’t know that I was different and now I realize how very different I was. But difference is what makes the world beautiful.”*

VENUS WILLIAMS

---

Market Index	Close	Week	Y-T-D
DJIA	34,302.61	+2.00%	+3.49%
NASDAQ	11,079.16	+4.82%	+5.85%
MSCI-EAFE	2,062.07	+3.32%	+6.08%
S&P 500	3,999.09	+2.67%	+4.16%



	Treasury	Close	Week	Y-T-D
	10-Year Note	3.50%	-0.05%	-0.38%

Sources: The Wall Street Journal, January 13, 2023; Treasury.gov, January 13, 2023  
 Weekly performance for the Dow Jones Industrial Average, Standard & Poor's 500 Index, and NASDAQ Composite Index is measured from the close of trading on Friday, January 6, to Friday, January 13, close. Weekly performance for the MSCI-EAFE is measured from Friday, January 6, open to Thursday, January 12, close. Weekly and year-to-date 10-year Treasury note yield are expressed in basis points.

## THE WEEKLY RIDDLE





*You need to take a gallon of oil out of a barrel of oil. How can you do it using only a 3-gallon container and a 5-gallon container?*

*LAST WEEK'S RIDDLE: It is a short and simple word, and something that everyone needs. Put an 'r' on the end and you have a new friend, but if the first letter goes away, you are sad. What is this word?*

*ANSWER: Love.*

---

Wendy Nelson may be reached at 720-256-3986 or [wnelson@windriverwa.com](mailto:wnelson@windriverwa.com)  
windriverwealthadvisors.com

**Know someone who could use information like this?**

Please feel free to send us their contact information via phone or email. (Don't worry – we'll request their permission before adding them to our mailing list.)

---

Securities and investment advisory services offered through Geneos Wealth Management, Inc. Member FINRA/SIPC This email, including attachments, may include confidential and/or proprietary information, and may be used only by the person or entity to which it is addressed. If the reader of this email is not the intended recipient, the reader is hereby notified that any dissemination, distribution or copying of this email is prohibited. If you have received this email in error, please notify the sender by replying to this message and delete this email immediately. Please note that electronic communication cannot be guaranteed to be secure. The transmission of personal information carries inherent risk.

Investing involves risks, and investment decisions should be based on your own goals, time horizon, and tolerance for risk. The return and principal value of investments will fluctuate as market conditions change. When sold, investments may be worth more or less than their original cost.

The forecasts or forward-looking statements are based on assumptions, may not materialize, and are subject to revision without notice.

The market indexes discussed are unmanaged, and generally, considered representative of their respective markets. Index performance is not indicative of the past performance of a particular investment. Indexes do not incur management fees, costs, and expenses. Individuals cannot directly invest in unmanaged indexes. Past performance does not guarantee future results.

The Dow Jones Industrial Average is an unmanaged index that is generally considered representative of large-capitalization companies on the U.S. stock market. Nasdaq Composite is an index of the common stocks and similar securities listed on the NASDAQ stock market and is considered a broad indicator of the performance of technology and growth companies. The MSCI EAFE Index was created by Morgan Stanley Capital International (MSCI) and serves as a benchmark of the performance of major international equity markets, as represented by 21 major MSCI indexes from Europe, Australia, and Southeast Asia. The S&P 500 Composite Index is an unmanaged group of securities that are considered to be representative of the stock market in general.

U.S. Treasury Notes are guaranteed by the federal government as to the timely payment of principal and interest. However, if you sell a Treasury Note prior to maturity, it may be worth more or less than the original price paid. Fixed income investments are subject to various risks including changes in interest rates, credit quality, inflation risk, market valuations, prepayments, corporate events, tax ramifications and other factors.

International investments carry additional risks, which include differences in financial reporting standards, currency exchange rates, political risks unique to a specific country, foreign taxes and regulations, and the potential for illiquid markets. These factors may result in greater share price volatility.

Please consult your financial professional for additional information.

This content is developed from sources believed to be providing accurate information. The information in this material is not intended as tax or legal advice. Please consult legal or tax professionals for specific information regarding your individual situation. This material was developed and produced by FMG Suite to provide information on a topic that may be of interest. FMG is not affiliated with the named representative, financial professional, Registered Investment Advisor, Broker-Dealer, nor state- or SEC-registered investment advisory firm. The opinions expressed and material provided are for general information, and they should not be considered a solicitation for the purchase or sale of any security.

Copyright 2023 FMG Suite.

CITATIONS:

1. The Wall Street Journal, January 13, 2023
2. The Wall Street Journal, January 13, 2023
3. The Wall Street Journal, January 13, 2023
4. The Wall Street Journal, January 12, 2023
5. CNBC, January 12, 2023

**Wendy Nelson**

Wealth Advisor

**Wind River Wealth Advisors**

PO Box 163, Cora, WY 82925

Phone: 720-256-3986

[wnelson@windriverwa.com](mailto:wnelson@windriverwa.com) [windriverwealthadvisors.com](http://windriverwealthadvisors.com)

Securities and investment advisory services offered through Geneos Wealth Management, Inc. Member FINRA/SIPC This email, including attachments, may include confidential and/or proprietary information, and may be used only by the person or entity to which it is addressed. If the reader of this email is not the intended recipient, the reader is hereby notified that any dissemination, distribution or copying of this email is prohibited. If you have received this email in error, please notify the sender by replying to this message and delete this email immediately. Please note that electronic communication cannot be guaranteed to be secure. The transmission of personal information carries inherent risk.