



EXCELLENCE • PERSONALIZATION • INTEGRITY • INNOVATION



In this week's recap: New Year's rally in reply to positive economic news.

Weekly Economic Update

Presented by Wendy Nelson, January 9, 2023

THE WEEK ON WALL STREET

A strong Friday rally triggered by fresh signs of moderating inflation pushed stocks into positive territory to begin the new year.

The Dow Jones Industrial Average rose 1.46%, while the Standard & Poor's 500 advanced 1.45%. The Nasdaq Composite index gained 0.98%. The MSCI EAFE index, which tracks developed overseas stock markets, added 0.90% higher. ^{1,2,3}

STOCKS RALLY

A new year did little to change the market's overall tenor as trading remained choppy. The first two trading sessions of a holiday-shortened week saw major averages swing wildly between gains and losses as investors balanced an improving outlook on inflation against concerns of faltering economic growth. Mega-cap technology and other high-growth names endured the brunt of the selling pressure.

Stocks took a decisive turn lower Thursday on strong private payroll growth and declining jobless claims, which heightened fears that the Fed would need to push interest rates higher for longer. However, stocks staged a powerful rally on Friday despite another strong job number, partly due to a deceleration in wage growth.

THE LABOR MARKET JUGGERNAUT

The Fed has communicated that it's looking for weakening in the labor market before it can feel confident higher rates are working to slow inflation. Employment reports last week indicated that the Fed might need to wait a bit longer for evidence of a fading labor market.

Automated Data Processing's (ADP) monthly employment report showed the private sector adding more jobs (235,000) than consensus estimates (153,000), with strong wage gains over the last year (+7.3%). Initial and continuing jobless claims fell in the last week of December and remained at pre-pandemic levels. Finally, the government's monthly employment report showed employers adding a healthy 223,000 jobs in December. ^{4,5,6}

TIP OF THE WEEK



Update your will. It is just as important as having one. If you drafted a will years ago, the information is likely in need of some adjustments. Be sure to revisit your will often and keep it up to date.

THE WEEK AHEAD: KEY ECONOMIC DATA

Thursday: Consumer Price Index (CPI). Jobless Claims.

Friday: Consumer Sentiment.

Source: Econoday, January 6, 2023

The Econoday economic calendar lists upcoming U.S. economic data releases (including key economic indicators), Federal Reserve policy meetings, and speaking engagements of Federal Reserve officials. The content is developed from sources believed to be providing accurate information. The forecasts or forward-looking statements are based on assumptions and may not materialize. The forecasts also are subject to revision.

THE WEEK AHEAD: COMPANIES REPORTING EARNINGS

Friday: Bank of America Corporation (BAC), JPMorgan Chase & Co. (JPM), Delta Air Lines, Inc. (DAL), UnitedHealth Group Incorporated (UNH), Citigroup, Inc. (C), Wells Fargo & Company (WFC), BlackRock, Inc. (BLK).

Source: Zacks, January 6, 2023

Companies mentioned are for informational purposes only. It should not be considered a solicitation for the purchase or sale of the securities. Investing involves risks, and investment decisions should be based on your own goals, time horizon, and tolerance for risk. The return and principal value of investments will fluctuate as market conditions change. When sold, investments may be worth more or less than their original cost. Companies may reschedule when they report earnings without notice.

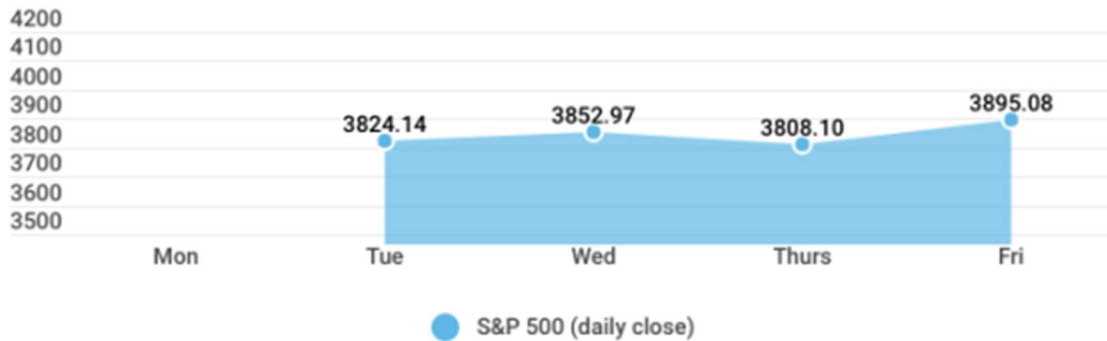
QUOTE OF THE WEEK



“A pessimist sees the difficulty in every opportunity; an optimist sees the opportunity in every difficulty.”

WINSTON CHURCHILL

Market Index	Close	Week	Y-T-D
DJIA	33,630.61	+1.46%	+1.46%
NASDAQ	10,569.29	+0.98%	+0.98%
MSCI-EAFE	1,961.42	+0.90%	+0.90%
S&P 500	3,895.08	+1.45%	+1.45%



	Treasury	Close	Week	Y-T-D
	10-Year Note	3.55%	-0.33%	-0.33%

Sources: The Wall Street Journal, January 6, 2023; Treasury.gov, January 6, 2023

Weekly performance for the Dow Jones Industrial Average, Standard & Poor's 500 Index, and NASDAQ

Composite Index is measured from the close of trading on Friday, December 30, to Friday, January 6, close.

Weekly performance for the MSCI-EAFE is measured from Friday, December 30, open to Thursday, January 5,

close. Weekly and year-to-date 10-year Treasury note yield are expressed in basis points.

THE WEEKLY RIDDLE



*It is a short and simple word, and something that everyone needs.
Put an 'r' on the end and you have a new friend, but if the first letter
goes away, you are sad. What is this word?*

LAST WEEK'S RIDDLE: What word doesn't belong in this group: blast, paper, castle, coin, box, storm?

ANSWER: Coin. Why? Because you can put the word "sand" in front of all of the other words in the group.

Wendy Nelson may be reached at 720-256-3986 or wnelson@windriverwa.com
windriverwealthadvisors.com

Know someone who could use information like this?

Please feel free to send us their contact information via phone or email. (Don't worry – we'll request their permission before adding them to our mailing list.)

Securities and investment advisory services offered through Geneos Wealth Management, Inc. Member FINRA/SIPC This email, including attachments, may include confidential and/or proprietary information, and may be used only by the person or entity to which it is addressed. If the reader of this email is not the intended recipient, the reader is hereby notified that any dissemination, distribution or copying of this email is prohibited. If you have received this email in error, please notify the sender by replying to this message and delete this email immediately. Please note that electronic communication cannot be guaranteed to be secure. The transmission of personal information carries inherent risk.

Investing involves risks, and investment decisions should be based on your own goals, time horizon, and tolerance for risk. The return and principal value of investments will fluctuate as market conditions change. When sold, investments may be worth more or less than their original cost.

The forecasts or forward-looking statements are based on assumptions, may not materialize, and are subject to revision without notice.

The market indexes discussed are unmanaged, and generally, considered representative of their respective markets. Index performance is not indicative of the past performance of a particular investment. Indexes do not incur management fees, costs, and expenses. Individuals cannot directly invest in unmanaged indexes. Past performance does not guarantee future results.

The Dow Jones Industrial Average is an unmanaged index that is generally considered representative of large-capitalization companies on the U.S. stock market. Nasdaq Composite is an index of the common stocks and similar securities listed on the NASDAQ stock market and is considered a broad indicator of the performance of technology and growth companies. The MSCI EAFE Index was created by Morgan Stanley Capital International (MSCI) and serves as a benchmark of the performance of major international equity markets, as represented by 21 major MSCI indexes from Europe, Australia, and Southeast Asia. The S&P 500 Composite Index is an unmanaged group of securities that are considered to be representative of the stock market in general.

U.S. Treasury Notes are guaranteed by the federal government as to the timely payment of principal and interest. However, if you sell a Treasury Note prior to maturity, it may be worth more or less than the original price paid. Fixed income investments are subject to various risks including changes in interest rates, credit quality, inflation risk, market valuations, prepayments, corporate events, tax ramifications and other factors.

International investments carry additional risks, which include differences in financial reporting standards, currency exchange rates, political risks unique to a specific country, foreign taxes and regulations, and the potential for illiquid markets. These factors may result in greater share price volatility.

Please consult your financial professional for additional information.

This content is developed from sources believed to be providing accurate information. The information in this material is not intended as tax or legal advice. Please consult legal or tax professionals for specific information regarding your individual situation. This material was developed and produced by FMG Suite to provide information on a topic that may be of interest. FMG is not affiliated with the named representative, financial professional, Registered Investment Advisor, Broker-Dealer, nor state- or SEC-registered investment advisory firm. The opinions expressed and material provided are for general information, and they should not be considered a solicitation for the purchase or sale of any security.

Copyright 2023 FMG Suite.

CITATIONS:

1. The Wall Street Journal, January 6, 2023
2. The Wall Street Journal, January 6, 2023
3. The Wall Street Journal, January 6, 2023
4. CNBC, January 5, 2023
5. The Wall Street Journal, January 5, 2023
6. The Wall Street Journal, January 6, 2023

Wendy Nelson

Wealth Advisor

Wind River Wealth Advisors

PO Box 163, Cora, WY 82925

Phone: 720-256-3986

wnelson@windriverwa.com windriverwealthadvisors.com

Securities and investment advisory services offered through Geneos Wealth Management, Inc. Member FINRA/SIPC This email, including attachments, may include confidential and/or proprietary information, and may be used only by the person or entity to which it is addressed. If the reader of this email is not the intended recipient, the reader is hereby notified that any dissemination, distribution or copying of this email is prohibited. If you have received this email in error, please notify the sender by replying to this message and delete this email immediately. Please note that electronic communication cannot be guaranteed to be secure. The transmission of personal information carries inherent risk.



EXCELLENCE • PERSONALIZATION • INTEGRITY • INNOVATION



In this week's recap: New Year's rally in reply to positive economic news.

Weekly Economic Update

Presented by Wendy Nelson, January 9, 2023

THE WEEK ON WALL STREET

A strong Friday rally triggered by fresh signs of moderating inflation pushed stocks into positive territory to begin the new year.

The Dow Jones Industrial Average rose 1.46%, while the Standard & Poor's 500 advanced 1.45%. The Nasdaq Composite index gained 0.98%. The MSCI EAFE index, which tracks developed overseas stock markets, added 0.90% higher. ^{1,2,3}

STOCKS RALLY

A new year did little to change the market's overall tenor as trading remained choppy. The first two trading sessions of a holiday-shortened week saw major averages swing wildly between gains and losses as investors balanced an improving outlook on inflation against concerns of faltering economic growth. Mega-cap technology and other high-growth names endured the brunt of the selling pressure.

Stocks took a decisive turn lower Thursday on strong private payroll growth and declining jobless claims, which heightened fears that the Fed would need to push interest rates higher for longer. However, stocks staged a powerful rally on Friday despite another strong job number, partly due to a deceleration in wage growth.

THE LABOR MARKET JUGGERNAUT

The Fed has communicated that it's looking for weakening in the labor market before it can feel confident higher rates are working to slow inflation. Employment reports last week indicated that the Fed might need to wait a bit longer for evidence of a fading labor market.

Automated Data Processing's (ADP) monthly employment report showed the private sector adding more jobs (235,000) than consensus estimates (153,000), with strong wage gains over the last year (+7.3%). Initial and continuing jobless claims fell in the last week of December and remained at pre-pandemic levels. Finally, the government's monthly employment report showed employers adding a healthy 223,000 jobs in December. ^{4,5,6}

TIP OF THE WEEK



Update your will. It is just as important as having one. If you drafted a will years ago, the information is likely in need of some adjustments. Be sure to revisit your will often and keep it up to date.

THE WEEK AHEAD: KEY ECONOMIC DATA

Thursday: Consumer Price Index (CPI). Jobless Claims.

Friday: Consumer Sentiment.

Source: Econoday, January 6, 2023

The Econoday economic calendar lists upcoming U.S. economic data releases (including key economic indicators), Federal Reserve policy meetings, and speaking engagements of Federal Reserve officials. The content is developed from sources believed to be providing accurate information. The forecasts or forward-looking statements are based on assumptions and may not materialize. The forecasts also are subject to revision.

THE WEEK AHEAD: COMPANIES REPORTING EARNINGS

Friday: Bank of America Corporation (BAC), JPMorgan Chase & Co. (JPM), Delta Air Lines, Inc. (DAL), UnitedHealth Group Incorporated (UNH), Citigroup, Inc. (C), Wells Fargo & Company (WFC), BlackRock, Inc. (BLK).

Source: Zacks, January 6, 2023

Companies mentioned are for informational purposes only. It should not be considered a solicitation for the purchase or sale of the securities. Investing involves risks, and investment decisions should be based on your own goals, time horizon, and tolerance for risk. The return and principal value of investments will fluctuate as market conditions change. When sold, investments may be worth more or less than their original cost. Companies may reschedule when they report earnings without notice.

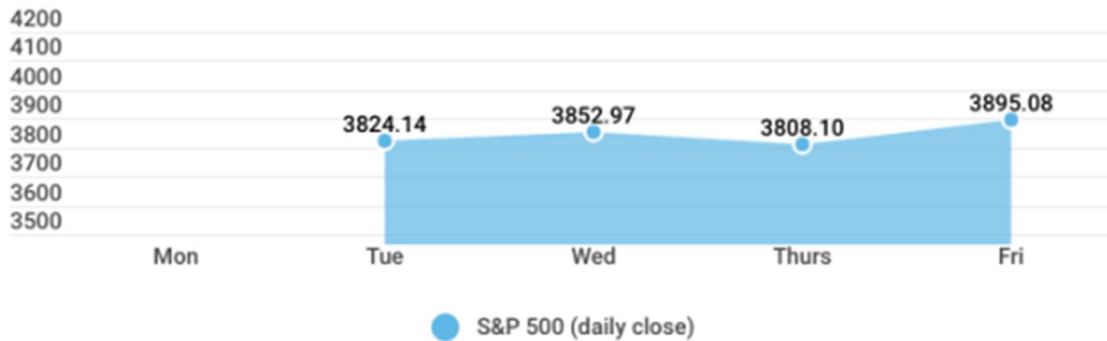
QUOTE OF THE WEEK



“A pessimist sees the difficulty in every opportunity; an optimist sees the opportunity in every difficulty.”

WINSTON CHURCHILL

Market Index	Close	Week	Y-T-D
DJIA	33,630.61	+1.46%	+1.46%
NASDAQ	10,569.29	+0.98%	+0.98%
MSCI-EAFE	1,961.42	+0.90%	+0.90%
S&P 500	3,895.08	+1.45%	+1.45%



	Treasury	Close	Week	Y-T-D
	10-Year Note	3.55%	-0.33%	-0.33%

Sources: The Wall Street Journal, January 6, 2023; Treasury.gov, January 6, 2023

Weekly performance for the Dow Jones Industrial Average, Standard & Poor's 500 Index, and NASDAQ

Composite Index is measured from the close of trading on Friday, December 30, to Friday, January 6, close.

Weekly performance for the MSCI-EAFE is measured from Friday, December 30, open to Thursday, January 5,

close. Weekly and year-to-date 10-year Treasury note yield are expressed in basis points.

THE WEEKLY RIDDLE



*It is a short and simple word, and something that everyone needs.
Put an 'r' on the end and you have a new friend, but if the first letter
goes away, you are sad. What is this word?*

LAST WEEK'S RIDDLE: What word doesn't belong in this group: blast, paper, castle, coin, box, storm?

ANSWER: Coin. Why? Because you can put the word "sand" in front of all of the other words in the group.

Wendy Nelson may be reached at 720-256-3986 or wnelson@windriverwa.com
windriverwealthadvisors.com

Know someone who could use information like this?

Please feel free to send us their contact information via phone or email. (Don't worry – we'll request their permission before adding them to our mailing list.)

Securities and investment advisory services offered through Geneos Wealth Management, Inc. Member FINRA/SIPC This email, including attachments, may include confidential and/or proprietary information, and may be used only by the person or entity to which it is addressed. If the reader of this email is not the intended recipient, the reader is hereby notified that any dissemination, distribution or copying of this email is prohibited. If you have received this email in error, please notify the sender by replying to this message and delete this email immediately. Please note that electronic communication cannot be guaranteed to be secure. The transmission of personal information carries inherent risk.

Investing involves risks, and investment decisions should be based on your own goals, time horizon, and tolerance for risk. The return and principal value of investments will fluctuate as market conditions change. When sold, investments may be worth more or less than their original cost.

The forecasts or forward-looking statements are based on assumptions, may not materialize, and are subject to revision without notice.

The market indexes discussed are unmanaged, and generally, considered representative of their respective markets. Index performance is not indicative of the past performance of a particular investment. Indexes do not incur management fees, costs, and expenses. Individuals cannot directly invest in unmanaged indexes. Past performance does not guarantee future results.

The Dow Jones Industrial Average is an unmanaged index that is generally considered representative of large-capitalization companies on the U.S. stock market. Nasdaq Composite is an index of the common stocks and similar securities listed on the NASDAQ stock market and is considered a broad indicator of the performance of technology and growth companies. The MSCI EAFE Index was created by Morgan Stanley Capital International (MSCI) and serves as a benchmark of the performance of major international equity markets, as represented by 21 major MSCI indexes from Europe, Australia, and Southeast Asia. The S&P 500 Composite Index is an unmanaged group of securities that are considered to be representative of the stock market in general.

U.S. Treasury Notes are guaranteed by the federal government as to the timely payment of principal and interest. However, if you sell a Treasury Note prior to maturity, it may be worth more or less than the original price paid. Fixed income investments are subject to various risks including changes in interest rates, credit quality, inflation risk, market valuations, prepayments, corporate events, tax ramifications and other factors.

International investments carry additional risks, which include differences in financial reporting standards, currency exchange rates, political risks unique to a specific country, foreign taxes and regulations, and the potential for illiquid markets. These factors may result in greater share price volatility.

Please consult your financial professional for additional information.

This content is developed from sources believed to be providing accurate information. The information in this material is not intended as tax or legal advice. Please consult legal or tax professionals for specific information regarding your individual situation. This material was developed and produced by FMG Suite to provide information on a topic that may be of interest. FMG is not affiliated with the named representative, financial professional, Registered Investment Advisor, Broker-Dealer, nor state- or SEC-registered investment advisory firm. The opinions expressed and material provided are for general information, and they should not be considered a solicitation for the purchase or sale of any security.

Copyright 2023 FMG Suite.

CITATIONS:

1. The Wall Street Journal, January 6, 2023
2. The Wall Street Journal, January 6, 2023
3. The Wall Street Journal, January 6, 2023
4. CNBC, January 5, 2023
5. The Wall Street Journal, January 5, 2023
6. The Wall Street Journal, January 6, 2023

Wendy Nelson

Wealth Advisor

Wind River Wealth Advisors

PO Box 163, Cora, WY 82925

Phone: 720-256-3986

wnelson@windriverwa.com windriverwealthadvisors.com

Securities and investment advisory services offered through Geneos Wealth Management, Inc. Member FINRA/SIPC This email, including attachments, may include confidential and/or proprietary information, and may be used only by the person or entity to which it is addressed. If the reader of this email is not the intended recipient, the reader is hereby notified that any dissemination, distribution or copying of this email is prohibited. If you have received this email in error, please notify the sender by replying to this message and delete this email immediately. Please note that electronic communication cannot be guaranteed to be secure. The transmission of personal information carries inherent risk.



EXCELLENCE • PERSONALIZATION • INTEGRITY • INNOVATION



In this week's recap: New Year's rally in reply to positive economic news.

Weekly Economic Update

Presented by Wendy Nelson, January 9, 2023

THE WEEK ON WALL STREET

A strong Friday rally triggered by fresh signs of moderating inflation pushed stocks into positive territory to begin the new year.

The Dow Jones Industrial Average rose 1.46%, while the Standard & Poor's 500 advanced 1.45%. The Nasdaq Composite index gained 0.98%. The MSCI EAFE index, which tracks developed overseas stock markets, added 0.90% higher. ^{1,2,3}

STOCKS RALLY

A new year did little to change the market's overall tenor as trading remained choppy. The first two trading sessions of a holiday-shortened week saw major averages swing wildly between gains and losses as investors balanced an improving outlook on inflation against concerns of faltering economic growth. Mega-cap technology and other high-growth names endured the brunt of the selling pressure.

Stocks took a decisive turn lower Thursday on strong private payroll growth and declining jobless claims, which heightened fears that the Fed would need to push interest rates higher for longer. However, stocks staged a powerful rally on Friday despite another strong job number, partly due to a deceleration in wage growth.

THE LABOR MARKET JUGGERNAUT

The Fed has communicated that it's looking for weakening in the labor market before it can feel confident higher rates are working to slow inflation. Employment reports last week indicated that the Fed might need to wait a bit longer for evidence of a fading labor market.

Automated Data Processing's (ADP) monthly employment report showed the private sector adding more jobs (235,000) than consensus estimates (153,000), with strong wage gains over the last year (+7.3%). Initial and continuing jobless claims fell in the last week of December and remained at pre-pandemic levels. Finally, the government's monthly employment report showed employers adding a healthy 223,000 jobs in December. ^{4,5,6}

TIP OF THE WEEK



Update your will. It is just as important as having one. If you drafted a will years ago, the information is likely in need of some adjustments. Be sure to revisit your will often and keep it up to date.

THE WEEK AHEAD: KEY ECONOMIC DATA

Thursday: Consumer Price Index (CPI). Jobless Claims.

Friday: Consumer Sentiment.

Source: Econoday, January 6, 2023

The Econoday economic calendar lists upcoming U.S. economic data releases (including key economic indicators), Federal Reserve policy meetings, and speaking engagements of Federal Reserve officials. The content is developed from sources believed to be providing accurate information. The forecasts or forward-looking statements are based on assumptions and may not materialize. The forecasts also are subject to revision.

THE WEEK AHEAD: COMPANIES REPORTING EARNINGS

Friday: Bank of America Corporation (BAC), JPMorgan Chase & Co. (JPM), Delta Air Lines, Inc. (DAL), UnitedHealth Group Incorporated (UNH), Citigroup, Inc. (C), Wells Fargo & Company (WFC), BlackRock, Inc. (BLK).

Source: Zacks, January 6, 2023

Companies mentioned are for informational purposes only. It should not be considered a solicitation for the purchase or sale of the securities. Investing involves risks, and investment decisions should be based on your own goals, time horizon, and tolerance for risk. The return and principal value of investments will fluctuate as market conditions change. When sold, investments may be worth more or less than their original cost. Companies may reschedule when they report earnings without notice.

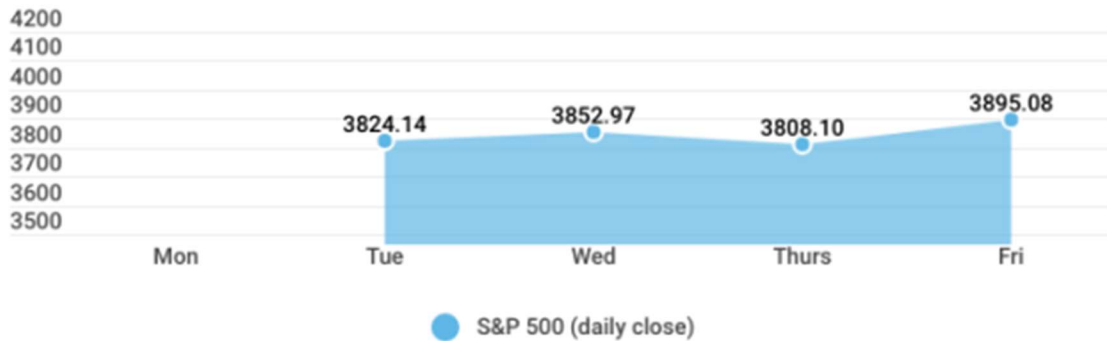
QUOTE OF THE WEEK



“A pessimist sees the difficulty in every opportunity; an optimist sees the opportunity in every difficulty.”

WINSTON CHURCHILL

Market Index	Close	Week	Y-T-D
DJIA	33,630.61	+1.46%	+1.46%
NASDAQ	10,569.29	+0.98%	+0.98%
MSCI-EAFE	1,961.42	+0.90%	+0.90%
S&P 500	3,895.08	+1.45%	+1.45%



	Treasury	Close	Week	Y-T-D
	10-Year Note	3.55%	-0.33%	-0.33%

Sources: The Wall Street Journal, January 6, 2023; Treasury.gov, January 6, 2023

Weekly performance for the Dow Jones Industrial Average, Standard & Poor's 500 Index, and NASDAQ

Composite Index is measured from the close of trading on Friday, December 30, to Friday, January 6, close.

Weekly performance for the MSCI-EAFE is measured from Friday, December 30, open to Thursday, January 5,

close. Weekly and year-to-date 10-year Treasury note yield are expressed in basis points.

THE WEEKLY RIDDLE



*It is a short and simple word, and something that everyone needs.
Put an 'r' on the end and you have a new friend, but if the first letter
goes away, you are sad. What is this word?*

LAST WEEK'S RIDDLE: What word doesn't belong in this group: blast, paper, castle, coin, box, storm?

ANSWER: Coin. Why? Because you can put the word "sand" in front of all of the other words in the group.

Wendy Nelson may be reached at 720-256-3986 or wnelson@windriverwa.com
windriverwealthadvisors.com

Know someone who could use information like this?

Please feel free to send us their contact information via phone or email. (Don't worry – we'll request their permission before adding them to our mailing list.)

Securities and investment advisory services offered through Geneos Wealth Management, Inc. Member FINRA/SIPC This email, including attachments, may include confidential and/or proprietary information, and may be used only by the person or entity to which it is addressed. If the reader of this email is not the intended recipient, the reader is hereby notified that any dissemination, distribution or copying of this email is prohibited. If you have received this email in error, please notify the sender by replying to this message and delete this email immediately. Please note that electronic communication cannot be guaranteed to be secure. The transmission of personal information carries inherent risk.

Investing involves risks, and investment decisions should be based on your own goals, time horizon, and tolerance for risk. The return and principal value of investments will fluctuate as market conditions change. When sold, investments may be worth more or less than their original cost.

The forecasts or forward-looking statements are based on assumptions, may not materialize, and are subject to revision without notice.

The market indexes discussed are unmanaged, and generally, considered representative of their respective markets. Index performance is not indicative of the past performance of a particular investment. Indexes do not incur management fees, costs, and expenses. Individuals cannot directly invest in unmanaged indexes. Past performance does not guarantee future results.

The Dow Jones Industrial Average is an unmanaged index that is generally considered representative of large-capitalization companies on the U.S. stock market. Nasdaq Composite is an index of the common stocks and similar securities listed on the NASDAQ stock market and is considered a broad indicator of the performance of technology and growth companies. The MSCI EAFE Index was created by Morgan Stanley Capital International (MSCI) and serves as a benchmark of the performance of major international equity markets, as represented by 21 major MSCI indexes from Europe, Australia, and Southeast Asia. The S&P 500 Composite Index is an unmanaged group of securities that are considered to be representative of the stock market in general.

U.S. Treasury Notes are guaranteed by the federal government as to the timely payment of principal and interest. However, if you sell a Treasury Note prior to maturity, it may be worth more or less than the original price paid. Fixed income investments are subject to various risks including changes in interest rates, credit quality, inflation risk, market valuations, prepayments, corporate events, tax ramifications and other factors.

International investments carry additional risks, which include differences in financial reporting standards, currency exchange rates, political risks unique to a specific country, foreign taxes and regulations, and the potential for illiquid markets. These factors may result in greater share price volatility.

Please consult your financial professional for additional information.

This content is developed from sources believed to be providing accurate information. The information in this material is not intended as tax or legal advice. Please consult legal or tax professionals for specific information regarding your individual situation. This material was developed and produced by FMG Suite to provide information on a topic that may be of interest. FMG is not affiliated with the named representative, financial professional, Registered Investment Advisor, Broker-Dealer, nor state- or SEC-registered investment advisory firm. The opinions expressed and material provided are for general information, and they should not be considered a solicitation for the purchase or sale of any security.

Copyright 2023 FMG Suite.

CITATIONS:

1. The Wall Street Journal, January 6, 2023
2. The Wall Street Journal, January 6, 2023
3. The Wall Street Journal, January 6, 2023
4. CNBC, January 5, 2023
5. The Wall Street Journal, January 5, 2023
6. The Wall Street Journal, January 6, 2023

Wendy Nelson

Wealth Advisor

Wind River Wealth Advisors

PO Box 163, Cora, WY 82925

Phone: 720-256-3986

wnelson@windriverwa.com windriverwealthadvisors.com

Securities and investment advisory services offered through Geneos Wealth Management, Inc. Member FINRA/SIPC This email, including attachments, may include confidential and/or proprietary information, and may be used only by the person or entity to which it is addressed. If the reader of this email is not the intended recipient, the reader is hereby notified that any dissemination, distribution or copying of this email is prohibited. If you have received this email in error, please notify the sender by replying to this message and delete this email immediately. Please note that electronic communication cannot be guaranteed to be secure. The transmission of personal information carries inherent risk.