



EXCELLENCE • PERSONALIZATION • INTEGRITY • INNOVATION



In this week's recap: Recession concerns, Fed talk keep stocks cold.

Weekly Economic Update

Presented by Wendy Nelson, December 19, 2022

THE WEEK ON WALL STREET

Hawkish comments by the Fed and weak economic data heightened investors' recession concerns and sent stocks lower last week.

The Dow Jones Industrial Average lost 1.66%, while the Standard & Poor's 500 retreated 2.08%. The Nasdaq Composite index declined 2.72% for the week. The MSCI EAFE index, which tracks developed overseas stock markets, slipped 0.88%. ^{1,2,3}

STOCKS UNDER PRESSURE

Stocks began the week on a positive note, supported by a cooler-than-expected Consumer Price Index (CPI) report. Stocks reversed direction mid-week, however, following the Federal Open Market Committee (FOMC) meeting in which another 0.5% rate hike was announced.

The half-point increase was widely anticipated, but the increase in the terminal rate (i.e., the point at which the Fed stops raising rates) rattled investors. Continued hawkishness by Fed Chair Powell at the post-meeting press conference added to investors' anxiety. The potential for higher rates for longer, along with disappointing economic data, particularly a sharp decline in retail sales, amplified fears of a recession and sent stocks lower for the remainder of the week.

INFLATION AND THE FED

The release of November's CPI showed inflation cooling for the second consecutive month, as prices rose just 0.1% month-over-month and 7.1% from a year ago. Both were better than expected. ⁴

The FOMC ended its last meeting of 2022 by raising interest rates another 0.5% and signaling that it would likely continue to hike rates into the new year. At a subsequent press conference, Fed Chair Powell commented that the next rate increase could be a quarter-percentage point. Most FOMC members appear to support raising the terminal rate (the point at which hikes end) to above 5%, up from its September projection of 4.6%. ⁵

TIP OF THE WEEK



Avoid visiting ATMs alone at night, and never count your money at one. If an outside ATM seems lonely, try a well-lit ATM in a 24-hour grocery or drug store instead.

THE WEEK AHEAD: KEY ECONOMIC DATA

Tuesday: Housing Starts.

Wednesday: Consumer Confidence. Existing Home Sales.

Thursday: Jobless Claims. Gross Domestic Product (GDP). Index of Leading Economic Indicators.

Friday: New Home Sales. Durable Goods Orders. Consumer Sentiment.

Source: Econoday, December 16, 2022

The Econoday economic calendar lists upcoming U.S. economic data releases (including key economic indicators), Federal Reserve policy meetings, and speaking engagements of Federal Reserve officials. The content is developed from sources believed to be providing accurate information. The forecasts or forward-looking statements are based on assumptions and may not materialize. The forecasts also are subject to revision.

THE WEEK AHEAD: COMPANIES REPORTING EARNINGS

Tuesday: FedEx Corporation (FDX), Nike, Inc. (NKE), General Mills, Inc. (GIS).

Wednesday: Micron Technology, Inc. (MU).

Source: Zacks, December 16, 2022

Companies mentioned are for informational purposes only. It should not be considered a solicitation for the purchase or sale of the securities. Investing involves risks, and investment decisions should be based on your own goals, time horizon, and tolerance for risk. The return and principal value of investments will fluctuate as market conditions change. When sold, investments may be worth more or less than their original cost. Companies may reschedule when they report earnings without notice.

QUOTE OF THE WEEK

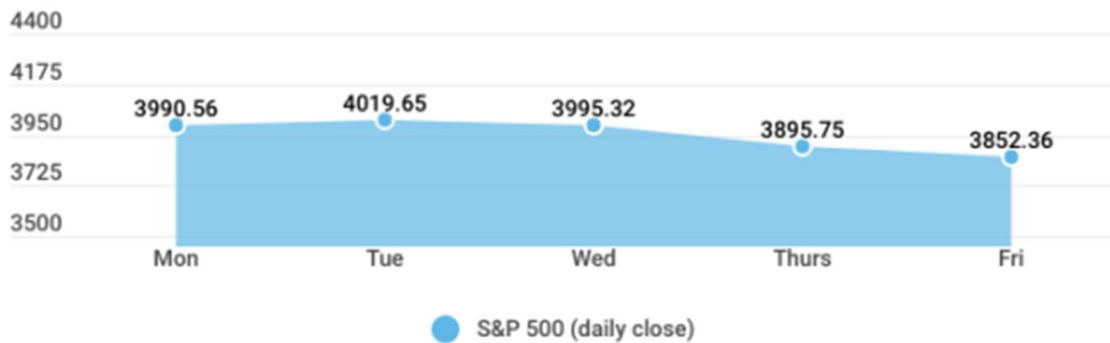



“Love is the master key that opens the gates of happiness.”

OLIVER WENDELL

HOLMES

Market Index	Close	Week	Y-T-D
DJIA	32,920.46	-1.66%	-9.41%
NASDAQ	10,705.41	-2.72%	-31.57%
MSCI-EAFE	1,961.54	-0.88%	-16.03%
S&P 500	3,852.36	-2.08%	-19.17%



	Treasury	Close	Week	Y-T-D
	10-Year Note	3.48%	-0.09%	+1.96%

Sources: The Wall Street Journal, December 16, 2022; Treasury.gov, December 16, 2022
 Weekly performance for the Dow Jones Industrial Average, Standard & Poor's 500 Index, and NASDAQ Composite Index is measured from the close of trading on Friday, December 9, to Friday, December 16, close. Weekly performance for the MSCI-EAFE is measured from Friday, December 9, open to Thursday, December 15, close. Weekly and year-to-date 10-year Treasury note yield are expressed in basis points.

THE WEEKLY RIDDLE



Name the three English-language three-letter words that begin and end with the letter E.

LAST WEEK'S RIDDLE: What item binds two people yet touches only one?

ANSWER: A wedding ring.

Wendy Nelson may be reached at 720-256-3986 or wnelson@windriverwa.com
windriverwealthadvisors.com

Know someone who could use information like this?

Please feel free to send us their contact information via phone or email. (Don't worry – we'll request their permission before adding them to our mailing list.)

Securities and investment advisory services offered through Geneos Wealth Management, Inc. Member FINRA/SIPC This email, including attachments, may include confidential and/or proprietary information, and may be used only by the person or entity to which it is addressed. If the reader of this email is not the intended recipient, the reader is hereby notified that any dissemination, distribution or copying of this email is prohibited. If you have received this email in error, please notify the sender by replying to this message and delete this email immediately. Please note that electronic communication cannot be guaranteed to be secure. The transmission of personal information carries inherent risk.

Investing involves risks, and investment decisions should be based on your own goals, time horizon, and tolerance for risk. The return and principal value of investments will fluctuate as market conditions change. When sold, investments may be worth more or less than their original cost.

The forecasts or forward-looking statements are based on assumptions, may not materialize, and are subject to revision without notice.

The market indexes discussed are unmanaged, and generally, considered representative of their respective markets. Index performance is not indicative of the past performance of a particular investment. Indexes do not incur management fees, costs, and expenses. Individuals cannot directly invest in unmanaged indexes. Past performance does not guarantee future results.

The Dow Jones Industrial Average is an unmanaged index that is generally considered representative of large-capitalization companies on the U.S. stock market. Nasdaq Composite is an index of the common stocks and similar securities listed on the NASDAQ stock market and is considered a broad indicator of the performance of technology and growth companies. The MSCI EAFE Index was created by Morgan Stanley Capital International (MSCI) and serves as a benchmark of the performance of major international equity markets, as represented by 21 major MSCI indexes from Europe, Australia, and Southeast Asia. The S&P 500 Composite Index is an unmanaged group of securities that are considered to be representative of the stock market in general.

U.S. Treasury Notes are guaranteed by the federal government as to the timely payment of principal and interest. However, if you sell a Treasury Note prior to maturity, it may be worth more or less than the original price paid. Fixed income investments are subject to various risks including changes in interest rates, credit quality, inflation risk, market valuations, prepayments, corporate events, tax ramifications and other factors.

International investments carry additional risks, which include differences in financial reporting standards, currency exchange rates, political risks unique to a specific country, foreign taxes and regulations, and the potential for illiquid markets. These factors may result in greater share price volatility.

Please consult your financial professional for additional information.

This content is developed from sources believed to be providing accurate information. The information in this material is not intended as tax or legal advice. Please consult legal or tax professionals for specific information regarding your individual situation. This material was developed and produced by FMG Suite to provide information on a topic that may be of interest. FMG is not affiliated with the named representative, financial professional, Registered Investment Advisor, Broker-Dealer, nor state- or SEC-registered investment advisory firm. The opinions expressed and material provided are for general information, and they should not be considered a solicitation for the purchase or sale of any security.

Copyright 2022 FMG Suite.

CITATIONS:

1. The Wall Street Journal, December 16, 2022
2. The Wall Street Journal, December 16, 2022
3. The Wall Street Journal, December 16, 2022
4. CNBC, December 13, 2022
5. The Wall Street Journal, December 14, 2022

Wendy Nelson

Wealth Advisor

Wind River Wealth Advisors

PO Box 163, Cora, WY 82925

Phone: 720-256-3986

wnelson@windriverwa.com windriverwealthadvisors.com

Securities and investment advisory services offered through Geneos Wealth Management, Inc. Member FINRA/SIPC This email, including attachments, may include confidential and/or proprietary information, and may be used only by the person or entity to which it is addressed. If the reader of this email is not the intended recipient, the reader is hereby notified that any dissemination, distribution or copying of this email is prohibited. If you have received this email in error, please notify the sender by replying to this message and delete this email immediately. Please note that electronic communication cannot be guaranteed to be secure. The transmission of personal information carries inherent risk.



EXCELLENCE • PERSONALIZATION • INTEGRITY • INNOVATION



In this week's recap: Recession concerns, Fed talk keep stocks cold.

Weekly Economic Update

Presented by Wendy Nelson, December 19, 2022

THE WEEK ON WALL STREET

Hawkish comments by the Fed and weak economic data heightened investors' recession concerns and sent stocks lower last week.

The Dow Jones Industrial Average lost 1.66%, while the Standard & Poor's 500 retreated 2.08%. The Nasdaq Composite index declined 2.72% for the week. The MSCI EAFE index, which tracks developed overseas stock markets, slipped 0.88%. ^{1,2,3}

STOCKS UNDER PRESSURE

Stocks began the week on a positive note, supported by a cooler-than-expected Consumer Price Index (CPI) report. Stocks reversed direction mid-week, however, following the Federal Open Market Committee (FOMC) meeting in which another 0.5% rate hike was announced.

The half-point increase was widely anticipated, but the increase in the terminal rate (i.e., the point at which the Fed stops raising rates) rattled investors. Continued hawkishness by Fed Chair Powell at the post-meeting press conference added to investors' anxiety. The potential for higher rates for longer, along with disappointing economic data, particularly a sharp decline in retail sales, amplified fears of a recession and sent stocks lower for the remainder of the week.

INFLATION AND THE FED

The release of November's CPI showed inflation cooling for the second consecutive month, as prices rose just 0.1% month-over-month and 7.1% from a year ago. Both were better than expected. ⁴

The FOMC ended its last meeting of 2022 by raising interest rates another 0.5% and signaling that it would likely continue to hike rates into the new year. At a subsequent press conference, Fed Chair Powell commented that the next rate increase could be a quarter-percentage point. Most FOMC members appear to support raising the terminal rate (the point at which hikes end) to above 5%, up from its September projection of 4.6%. ⁵

TIP OF THE WEEK



Avoid visiting ATMs alone at night, and never count your money at one. If an outside ATM seems lonely, try a well-lit ATM in a 24-hour grocery or drug store instead.

THE WEEK AHEAD: KEY ECONOMIC DATA

Tuesday: Housing Starts.

Wednesday: Consumer Confidence. Existing Home Sales.

Thursday: Jobless Claims. Gross Domestic Product (GDP). Index of Leading Economic Indicators.

Friday: New Home Sales. Durable Goods Orders. Consumer Sentiment.

Source: Econoday, December 16, 2022

The Econoday economic calendar lists upcoming U.S. economic data releases (including key economic indicators), Federal Reserve policy meetings, and speaking engagements of Federal Reserve officials. The content is developed from sources believed to be providing accurate information. The forecasts or forward-looking statements are based on assumptions and may not materialize. The forecasts also are subject to revision.

THE WEEK AHEAD: COMPANIES REPORTING EARNINGS

Tuesday: FedEx Corporation (FDX), Nike, Inc. (NKE), General Mills, Inc. (GIS).

Wednesday: Micron Technology, Inc. (MU).

Source: Zacks, December 16, 2022

Companies mentioned are for informational purposes only. It should not be considered a solicitation for the purchase or sale of the securities. Investing involves risks, and investment decisions should be based on your own goals, time horizon, and tolerance for risk. The return and principal value of investments will fluctuate as market conditions change. When sold, investments may be worth more or less than their original cost. Companies may reschedule when they report earnings without notice.

QUOTE OF THE WEEK

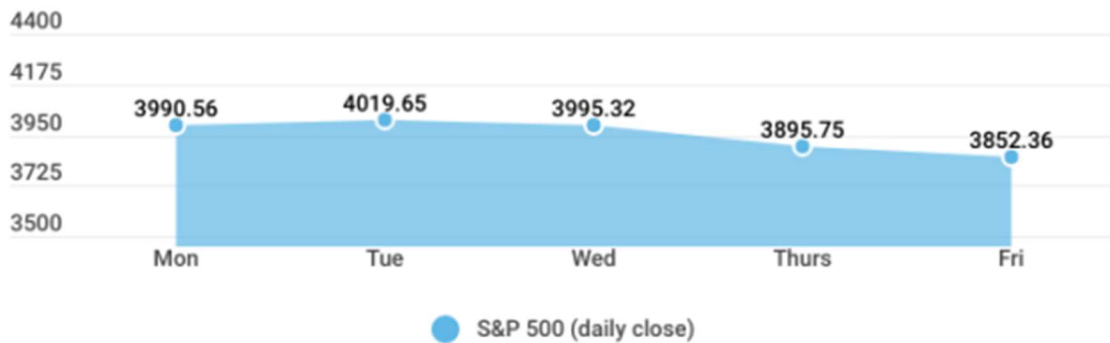



“Love is the master key that opens the gates of happiness.”

OLIVER WENDELL

HOLMES

Market Index	Close	Week	Y-T-D
DJIA	32,920.46	-1.66%	-9.41%
NASDAQ	10,705.41	-2.72%	-31.57%
MSCI-EAFE	1,961.54	-0.88%	-16.03%
S&P 500	3,852.36	-2.08%	-19.17%



	Treasury	Close	Week	Y-T-D
	10-Year Note	3.48%	-0.09%	+1.96%

Sources: The Wall Street Journal, December 16, 2022; Treasury.gov, December 16, 2022
 Weekly performance for the Dow Jones Industrial Average, Standard & Poor's 500 Index, and NASDAQ Composite Index is measured from the close of trading on Friday, December 9, to Friday, December 16, close. Weekly performance for the MSCI-EAFE is measured from Friday, December 9, open to Thursday, December 15, close. Weekly and year-to-date 10-year Treasury note yield are expressed in basis points.

THE WEEKLY RIDDLE



Name the three English-language three-letter words that begin and end with the letter E.

LAST WEEK'S RIDDLE: What item binds two people yet touches only one?

ANSWER: A wedding ring.

Wendy Nelson may be reached at 720-256-3986 or wnelson@windriverwa.com
windriverwealthadvisors.com

Know someone who could use information like this?

Please feel free to send us their contact information via phone or email. (Don't worry – we'll request their permission before adding them to our mailing list.)

Securities and investment advisory services offered through Geneos Wealth Management, Inc. Member FINRA/SIPC This email, including attachments, may include confidential and/or proprietary information, and may be used only by the person or entity to which it is addressed. If the reader of this email is not the intended recipient, the reader is hereby notified that any dissemination, distribution or copying of this email is prohibited. If you have received this email in error, please notify the sender by replying to this message and delete this email immediately. Please note that electronic communication cannot be guaranteed to be secure. The transmission of personal information carries inherent risk.

Investing involves risks, and investment decisions should be based on your own goals, time horizon, and tolerance for risk. The return and principal value of investments will fluctuate as market conditions change. When sold, investments may be worth more or less than their original cost.

The forecasts or forward-looking statements are based on assumptions, may not materialize, and are subject to revision without notice.

The market indexes discussed are unmanaged, and generally, considered representative of their respective markets. Index performance is not indicative of the past performance of a particular investment. Indexes do not incur management fees, costs, and expenses. Individuals cannot directly invest in unmanaged indexes. Past performance does not guarantee future results.

The Dow Jones Industrial Average is an unmanaged index that is generally considered representative of large-capitalization companies on the U.S. stock market. Nasdaq Composite is an index of the common stocks and similar securities listed on the NASDAQ stock market and is considered a broad indicator of the performance of technology and growth companies. The MSCI EAFE Index was created by Morgan Stanley Capital International (MSCI) and serves as a benchmark of the performance of major international equity markets, as represented by 21 major MSCI indexes from Europe, Australia, and Southeast Asia. The S&P 500 Composite Index is an unmanaged group of securities that are considered to be representative of the stock market in general.

U.S. Treasury Notes are guaranteed by the federal government as to the timely payment of principal and interest. However, if you sell a Treasury Note prior to maturity, it may be worth more or less than the original price paid. Fixed income investments are subject to various risks including changes in interest rates, credit quality, inflation risk, market valuations, prepayments, corporate events, tax ramifications and other factors.

International investments carry additional risks, which include differences in financial reporting standards, currency exchange rates, political risks unique to a specific country, foreign taxes and regulations, and the potential for illiquid markets. These factors may result in greater share price volatility.

Please consult your financial professional for additional information.

This content is developed from sources believed to be providing accurate information. The information in this material is not intended as tax or legal advice. Please consult legal or tax professionals for specific information regarding your individual situation. This material was developed and produced by FMG Suite to provide information on a topic that may be of interest. FMG is not affiliated with the named representative, financial professional, Registered Investment Advisor, Broker-Dealer, nor state- or SEC-registered investment advisory firm. The opinions expressed and material provided are for general information, and they should not be considered a solicitation for the purchase or sale of any security.

Copyright 2022 FMG Suite.

CITATIONS:

1. The Wall Street Journal, December 16, 2022
2. The Wall Street Journal, December 16, 2022
3. The Wall Street Journal, December 16, 2022
4. CNBC, December 13, 2022
5. The Wall Street Journal, December 14, 2022

Wendy Nelson

Wealth Advisor

Wind River Wealth Advisors

PO Box 163, Cora, WY 82925

Phone: 720-256-3986

wnelson@windriverwa.com windriverwealthadvisors.com

Securities and investment advisory services offered through Geneos Wealth Management, Inc. Member FINRA/SIPC This email, including attachments, may include confidential and/or proprietary information, and may be used only by the person or entity to which it is addressed. If the reader of this email is not the intended recipient, the reader is hereby notified that any dissemination, distribution or copying of this email is prohibited. If you have received this email in error, please notify the sender by replying to this message and delete this email immediately. Please note that electronic communication cannot be guaranteed to be secure. The transmission of personal information carries inherent risk.



EXCELLENCE • PERSONALIZATION • INTEGRITY • INNOVATION



In this week's recap: Recession concerns, Fed talk keep stocks cold.

Weekly Economic Update

Presented by Wendy Nelson, December 19, 2022

THE WEEK ON WALL STREET

Hawkish comments by the Fed and weak economic data heightened investors' recession concerns and sent stocks lower last week.

The Dow Jones Industrial Average lost 1.66%, while the Standard & Poor's 500 retreated 2.08%. The Nasdaq Composite index declined 2.72% for the week. The MSCI EAFE index, which tracks developed overseas stock markets, slipped 0.88%. ^{1,2,3}

STOCKS UNDER PRESSURE

Stocks began the week on a positive note, supported by a cooler-than-expected Consumer Price Index (CPI) report. Stocks reversed direction mid-week, however, following the Federal Open Market Committee (FOMC) meeting in which another 0.5% rate hike was announced.

The half-point increase was widely anticipated, but the increase in the terminal rate (i.e., the point at which the Fed stops raising rates) rattled investors. Continued hawkishness by Fed Chair Powell at the post-meeting press conference added to investors' anxiety. The potential for higher rates for longer, along with disappointing economic data, particularly a sharp decline in retail sales, amplified fears of a recession and sent stocks lower for the remainder of the week.

INFLATION AND THE FED

The release of November's CPI showed inflation cooling for the second consecutive month, as prices rose just 0.1% month-over-month and 7.1% from a year ago. Both were better than expected. ⁴

The FOMC ended its last meeting of 2022 by raising interest rates another 0.5% and signaling that it would likely continue to hike rates into the new year. At a subsequent press conference, Fed Chair Powell commented that the next rate increase could be a quarter-percentage point. Most FOMC members appear to support raising the terminal rate (the point at which hikes end) to above 5%, up from its September projection of 4.6%. ⁵

TIP OF THE WEEK



Avoid visiting ATMs alone at night, and never count your money at one. If an outside ATM seems lonely, try a well-lit ATM in a 24-hour grocery or drug store instead.

THE WEEK AHEAD: KEY ECONOMIC DATA

Tuesday: Housing Starts.

Wednesday: Consumer Confidence. Existing Home Sales.

Thursday: Jobless Claims. Gross Domestic Product (GDP). Index of Leading Economic Indicators.

Friday: New Home Sales. Durable Goods Orders. Consumer Sentiment.

Source: Econoday, December 16, 2022

The Econoday economic calendar lists upcoming U.S. economic data releases (including key economic indicators), Federal Reserve policy meetings, and speaking engagements of Federal Reserve officials. The content is developed from sources believed to be providing accurate information. The forecasts or forward-looking statements are based on assumptions and may not materialize. The forecasts also are subject to revision.

THE WEEK AHEAD: COMPANIES REPORTING EARNINGS

Tuesday: FedEx Corporation (FDX), Nike, Inc. (NKE), General Mills, Inc. (GIS).

Wednesday: Micron Technology, Inc. (MU).

Source: Zacks, December 16, 2022

Companies mentioned are for informational purposes only. It should not be considered a solicitation for the purchase or sale of the securities. Investing involves risks, and investment decisions should be based on your own goals, time horizon, and tolerance for risk. The return and principal value of investments will fluctuate as market conditions change. When sold, investments may be worth more or less than their original cost. Companies may reschedule when they report earnings without notice.

QUOTE OF THE WEEK

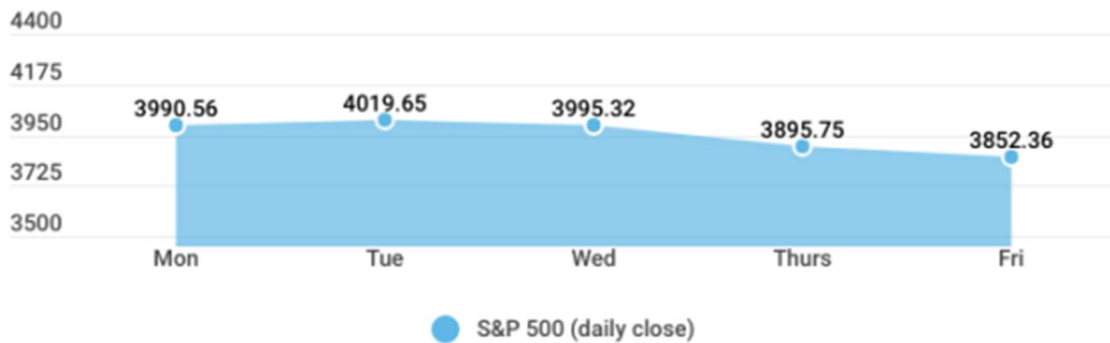



“Love is the master key that opens the gates of happiness.”

OLIVER WENDELL

HOLMES

Market Index	Close	Week	Y-T-D
DJIA	32,920.46	-1.66%	-9.41%
NASDAQ	10,705.41	-2.72%	-31.57%
MSCI-EAFE	1,961.54	-0.88%	-16.03%
S&P 500	3,852.36	-2.08%	-19.17%



	Treasury	Close	Week	Y-T-D
	10-Year Note	3.48%	-0.09%	+1.96%

Sources: The Wall Street Journal, December 16, 2022; Treasury.gov, December 16, 2022
 Weekly performance for the Dow Jones Industrial Average, Standard & Poor's 500 Index, and NASDAQ Composite Index is measured from the close of trading on Friday, December 9, to Friday, December 16, close. Weekly performance for the MSCI-EAFE is measured from Friday, December 9, open to Thursday, December 15, close. Weekly and year-to-date 10-year Treasury note yield are expressed in basis points.

THE WEEKLY RIDDLE



Name the three English-language three-letter words that begin and end with the letter E.

LAST WEEK'S RIDDLE: What item binds two people yet touches only one?

ANSWER: A wedding ring.

Wendy Nelson may be reached at 720-256-3986 or wnelson@windriverwa.com
windriverwealthadvisors.com

Know someone who could use information like this?

Please feel free to send us their contact information via phone or email. (Don't worry – we'll request their permission before adding them to our mailing list.)

Securities and investment advisory services offered through Geneos Wealth Management, Inc. Member FINRA/SIPC This email, including attachments, may include confidential and/or proprietary information, and may be used only by the person or entity to which it is addressed. If the reader of this email is not the intended recipient, the reader is hereby notified that any dissemination, distribution or copying of this email is prohibited. If you have received this email in error, please notify the sender by replying to this message and delete this email immediately. Please note that electronic communication cannot be guaranteed to be secure. The transmission of personal information carries inherent risk.

Investing involves risks, and investment decisions should be based on your own goals, time horizon, and tolerance for risk. The return and principal value of investments will fluctuate as market conditions change. When sold, investments may be worth more or less than their original cost.

The forecasts or forward-looking statements are based on assumptions, may not materialize, and are subject to revision without notice.

The market indexes discussed are unmanaged, and generally, considered representative of their respective markets. Index performance is not indicative of the past performance of a particular investment. Indexes do not incur management fees, costs, and expenses. Individuals cannot directly invest in unmanaged indexes. Past performance does not guarantee future results.

The Dow Jones Industrial Average is an unmanaged index that is generally considered representative of large-capitalization companies on the U.S. stock market. Nasdaq Composite is an index of the common stocks and similar securities listed on the NASDAQ stock market and is considered a broad indicator of the performance of technology and growth companies. The MSCI EAFE Index was created by Morgan Stanley Capital International (MSCI) and serves as a benchmark of the performance of major international equity markets, as represented by 21 major MSCI indexes from Europe, Australia, and Southeast Asia. The S&P 500 Composite Index is an unmanaged group of securities that are considered to be representative of the stock market in general.

U.S. Treasury Notes are guaranteed by the federal government as to the timely payment of principal and interest. However, if you sell a Treasury Note prior to maturity, it may be worth more or less than the original price paid. Fixed income investments are subject to various risks including changes in interest rates, credit quality, inflation risk, market valuations, prepayments, corporate events, tax ramifications and other factors.

International investments carry additional risks, which include differences in financial reporting standards, currency exchange rates, political risks unique to a specific country, foreign taxes and regulations, and the potential for illiquid markets. These factors may result in greater share price volatility.

Please consult your financial professional for additional information.

This content is developed from sources believed to be providing accurate information. The information in this material is not intended as tax or legal advice. Please consult legal or tax professionals for specific information regarding your individual situation. This material was developed and produced by FMG Suite to provide information on a topic that may be of interest. FMG is not affiliated with the named representative, financial professional, Registered Investment Advisor, Broker-Dealer, nor state- or SEC-registered investment advisory firm. The opinions expressed and material provided are for general information, and they should not be considered a solicitation for the purchase or sale of any security.

Copyright 2022 FMG Suite.

CITATIONS:

1. The Wall Street Journal, December 16, 2022
2. The Wall Street Journal, December 16, 2022
3. The Wall Street Journal, December 16, 2022
4. CNBC, December 13, 2022
5. The Wall Street Journal, December 14, 2022

Wendy Nelson

Wealth Advisor

Wind River Wealth Advisors

PO Box 163, Cora, WY 82925

Phone: 720-256-3986

wnelson@windriverwa.com windriverwealthadvisors.com

Securities and investment advisory services offered through Geneos Wealth Management, Inc. Member FINRA/SIPC This email, including attachments, may include confidential and/or proprietary information, and may be used only by the person or entity to which it is addressed. If the reader of this email is not the intended recipient, the reader is hereby notified that any dissemination, distribution or copying of this email is prohibited. If you have received this email in error, please notify the sender by replying to this message and delete this email immediately. Please note that electronic communication cannot be guaranteed to be secure. The transmission of personal information carries inherent risk.