



EXCELLENCE • PERSONALIZATION • INTEGRITY • INNOVATION



In this week's recap: Easing on rate hikes and job numbers cheer markets.

Weekly Economic Update

Presented by Wendy Nelson, December 5, 2022

THE WEEK ON WALL STREET

Stocks ended higher last week as investors navigated the crosscurrents of a potential easing in future rate hikes and continued strength in the labor market.

The Dow Jones Industrial Average edged 0.24% higher, while the Standard & Poor's 500 gained 1.13%. The Nasdaq Composite index improved by 2.09% for the week. The MSCI EAFE index, which tracks developed overseas stock markets, rose 1.68%. ^{1,2,3}

A CHOPPY WEEK

The week started lower on concerns about protests in China over its zero-Covid policy and comments by two Fed presidents that the Fed may continue its aggressive rate hike policy. Stocks then surged on Wednesday following remarks by Fed Chair Powell, confirming the central bank's intention to slow the pace of interest rate increases, which may begin as early as this month.

Stocks buckled in early trading on Friday's monthly employment report, which showed a higher-than-expected increase in new job growth and an above-expectations jump in wage growth. But stocks cut their losses by the end of the session to lock in a positive week.

LABOR MAY BE KEY

In a presentation to the Brookings Institution, Powell said that it might be time to begin moderating the pace of rate hikes. He cited several areas of progress in the inflation fight, including a deceleration in interest rate sensitive parts of the economy, such as housing and supply chain improvement. He also noted the price declines seen in goods and rents. ⁴

But Powell suggested the labor market would need to cool down before the Fed could feel confident about making sustainable progress toward its two percent inflation target. November's employment report showed robust job and wage growth, which indicated any cooling remained in the future. ⁵

TIP OF THE WEEK



You can't control what happens with interest rates or stocks in the future; you can control the amount you save for retirement. Boosting your personal savings ratio may bring you closer toward your retirement savings objective.

THE WEEK AHEAD: KEY ECONOMIC DATA

Monday: Purchasing Managers' Index (PMI) Composite. Factory Orders. Institute for Supply Management (ISM) Services Index.

Thursday: Jobless Claims. Purchasing Managers' Index (PMI) Manufacturing.

Friday: Producer Price Index (PPI). Consumer Sentiment.

Source: Econoday, December 2, 2022

The Econoday economic calendar lists upcoming U.S. economic data releases (including key economic indicators), Federal Reserve policy meetings, and speaking engagements of Federal Reserve officials. The content is developed from sources believed to be providing accurate information. The forecasts or forward-looking statements are based on assumptions and may not materialize. The forecasts also are subject to revision.

THE WEEK AHEAD: COMPANIES REPORTING EARNINGS

Tuesday: AutoZone, Inc. (AZO), MongoDB, Inc. (MDB).

Wednesday: Campbell Soup Company (CPB).

Thursday: Broadcom, Inc. (AVGO), Costco Wholesale Corporation (COST), Chewy (CHWY).

Source: Zacks, December 2, 2022

Companies mentioned are for informational purposes only. It should not be considered a solicitation for the purchase or sale of the securities. Investing involves risks, and investment decisions should be based on your own goals, time horizon, and tolerance for risk. The return and principal value of investments will fluctuate as market conditions change. When sold, investments may be worth more or less than their original cost. Companies may reschedule when they report earnings without notice.

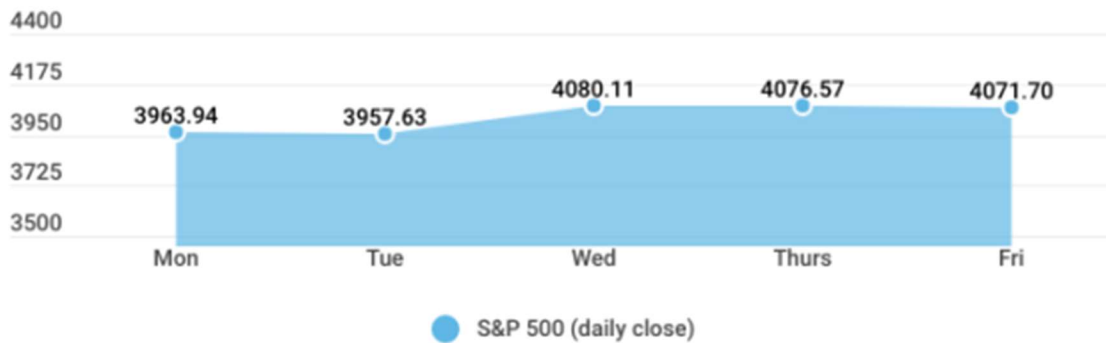
QUOTE OF THE WEEK



“In times of rapid change, experience could be your worst enemy.”

J. PAUL GETTY

Market Index	Close	Week	Y-T-D
DJIA	34,429.88	+0.24%	-5.25%
NASDAQ	11,461.50	+2.09%	-26.74%
MSCI-EAFE	1,995.94	+1.68%	-14.56%
S&P 500	4,071.70	+1.13%	-14.57%



	Treasury	Close	Week	Y-T-D
	10-Year Note	3.51%	-0.18%	+1.99%

Sources: The Wall Street Journal, December 2, 2022; Treasury.gov, December 2, 2022
 Weekly performance for the Dow Jones Industrial Average, Standard & Poor's 500 Index, and NASDAQ Composite Index is measured from the close of trading on Friday, November 25, to Friday, December 2, close. Weekly performance for the MSCI-EAFE is measured from Friday, November 25, open to Thursday, December 1, close. Weekly and year-to-date 10-year Treasury note yield are expressed in basis points.

THE WEEKLY RIDDLE



A train moving as fast as it can go strikes a man's hand, yet he is uninjured, and the train goes off its tracks. Under what circumstances could this happen?

LAST WEEK'S RIDDLE: A lone pine tree stands on a cliff. The wind is blowing from the east through the mountains. Which way do the tree's leaves blow?

ANSWER: Pine trees do not have leaves.

Wendy Nelson may be reached at 720-256-3986 or wnelson@windriverwa.com
windriverwealthadvisors.com

Know someone who could use information like this?

Please feel free to send us their contact information via phone or email. (Don't worry – we'll request their permission before adding them to our mailing list.)

Securities and investment advisory services offered through Geneos Wealth Management, Inc. Member FINRA/SIPC This email, including attachments, may include confidential and/or proprietary information, and may be used only by the person or entity to which it is addressed. If the reader of this email is not the intended recipient, the reader is hereby notified that any dissemination, distribution or copying of this email is prohibited. If you have received this email in error, please notify the sender by replying to this message and delete this email immediately. Please note that electronic communication cannot be guaranteed to be secure. The transmission of personal information carries inherent risk.

Investing involves risks, and investment decisions should be based on your own goals, time horizon, and tolerance for risk. The return and principal value of investments will fluctuate as market conditions change. When sold, investments may be worth more or less than their original cost.

The forecasts or forward-looking statements are based on assumptions, may not materialize, and are subject to revision without notice.

The market indexes discussed are unmanaged, and generally, considered representative of their respective markets. Index performance is not indicative of the past performance of a particular investment. Indexes do not incur management fees, costs, and expenses. Individuals cannot directly invest in unmanaged indexes. Past performance does not guarantee future results.

The Dow Jones Industrial Average is an unmanaged index that is generally considered representative of large-capitalization companies on the U.S. stock market. Nasdaq Composite is an index of the common stocks and similar securities listed on the NASDAQ stock market and is considered a broad indicator of the performance of technology and growth companies. The MSCI EAFE Index was created by Morgan Stanley Capital International (MSCI) and serves as a benchmark of the performance of major international equity markets, as represented by 21 major MSCI indexes from Europe, Australia, and Southeast Asia. The S&P 500 Composite Index is an unmanaged group of securities that are considered to be representative of the stock market in general.

U.S. Treasury Notes are guaranteed by the federal government as to the timely payment of principal and interest. However, if you sell a Treasury Note prior to maturity, it may be worth more or less than the original price paid. Fixed income investments are subject to various risks including changes in interest rates, credit quality, inflation risk, market valuations, prepayments, corporate events, tax ramifications and other factors.

International investments carry additional risks, which include differences in financial reporting standards, currency exchange rates, political risks unique to a specific country, foreign taxes and regulations, and the potential for illiquid markets. These factors may result in greater share price volatility.

Please consult your financial professional for additional information.

This content is developed from sources believed to be providing accurate information. The information in this material is not intended as tax or legal advice. Please consult legal or tax professionals for specific information regarding your individual situation. This material was developed and produced by FMG Suite to provide information on a topic that may be of interest. FMG is not affiliated with the named representative, financial professional, Registered Investment Advisor, Broker-Dealer, nor state- or SEC-registered investment advisory firm. The opinions expressed and material provided are for general information, and they should not be considered a solicitation for the purchase or sale of any security.

Copyright 2022 FMG Suite.

CITATIONS:

1. The Wall Street Journal, December 2, 2022
2. The Wall Street Journal, December 2, 2022
3. The Wall Street Journal, December 2, 2022
4. The Wall Street Journal, November 30, 2022
5. The Wall Street Journal, November 30, 2022

Wendy Nelson

Wealth Advisor

Wind River Wealth Advisors

PO Box 163, Cora, WY 82925

Phone: 720-256-3986

wnelson@windriverwa.com windriverwealthadvisors.com

Securities and investment advisory services offered through Geneos Wealth Management, Inc. Member FINRA/SIPC This email, including attachments, may include confidential and/or proprietary information, and may be used only by the person or entity to which it is addressed. If the reader of this email is not the intended recipient, the reader is hereby notified that any dissemination, distribution or copying of this email is prohibited. If you have received this email in error, please notify the sender by replying to this message and delete this email immediately. Please note that electronic communication cannot be guaranteed to be secure. The transmission of personal information carries inherent risk.



EXCELLENCE • PERSONALIZATION • INTEGRITY • INNOVATION



In this week's recap: Easing on rate hikes and job numbers cheer markets.

Weekly Economic Update

Presented by Wendy Nelson, December 5, 2022

THE WEEK ON WALL STREET

Stocks ended higher last week as investors navigated the crosscurrents of a potential easing in future rate hikes and continued strength in the labor market.

The Dow Jones Industrial Average edged 0.24% higher, while the Standard & Poor's 500 gained 1.13%. The Nasdaq Composite index improved by 2.09% for the week. The MSCI EAFE index, which tracks developed overseas stock markets, rose 1.68%. ^{1,2,3}

A CHOPPY WEEK

The week started lower on concerns about protests in China over its zero-Covid policy and comments by two Fed presidents that the Fed may continue its aggressive rate hike policy. Stocks then surged on Wednesday following remarks by Fed Chair Powell, confirming the central bank's intention to slow the pace of interest rate increases, which may begin as early as this month.

Stocks buckled in early trading on Friday's monthly employment report, which showed a higher-than-expected increase in new job growth and an above-expectations jump in wage growth. But stocks cut their losses by the end of the session to lock in a positive week.

LABOR MAY BE KEY

In a presentation to the Brookings Institution, Powell said that it might be time to begin moderating the pace of rate hikes. He cited several areas of progress in the inflation fight, including a deceleration in interest rate sensitive parts of the economy, such as housing and supply chain improvement. He also noted the price declines seen in goods and rents. ⁴

But Powell suggested the labor market would need to cool down before the Fed could feel confident about making sustainable progress toward its two percent inflation target. November's employment report showed robust job and wage growth, which indicated any cooling remained in the future. ⁵

TIP OF THE WEEK



You can't control what happens with interest rates or stocks in the future; you can control the amount you save for retirement. Boosting your personal savings ratio may bring you closer toward your retirement savings objective.

THE WEEK AHEAD: KEY ECONOMIC DATA

Monday: Purchasing Managers' Index (PMI) Composite. Factory Orders. Institute for Supply Management (ISM) Services Index.

Thursday: Jobless Claims. Purchasing Managers' Index (PMI) Manufacturing.

Friday: Producer Price Index (PPI). Consumer Sentiment.

Source: Econoday, December 2, 2022

The Econoday economic calendar lists upcoming U.S. economic data releases (including key economic indicators), Federal Reserve policy meetings, and speaking engagements of Federal Reserve officials. The content is developed from sources believed to be providing accurate information. The forecasts or forward-looking statements are based on assumptions and may not materialize. The forecasts also are subject to revision.

THE WEEK AHEAD: COMPANIES REPORTING EARNINGS

Tuesday: AutoZone, Inc. (AZO), MongoDB, Inc. (MDB).

Wednesday: Campbell Soup Company (CPB).

Thursday: Broadcom, Inc. (AVGO), Costco Wholesale Corporation (COST), Chewy (CHWY).

Source: Zacks, December 2, 2022

Companies mentioned are for informational purposes only. It should not be considered a solicitation for the purchase or sale of the securities. Investing involves risks, and investment decisions should be based on your own goals, time horizon, and tolerance for risk. The return and principal value of investments will fluctuate as market conditions change. When sold, investments may be worth more or less than their original cost. Companies may reschedule when they report earnings without notice.

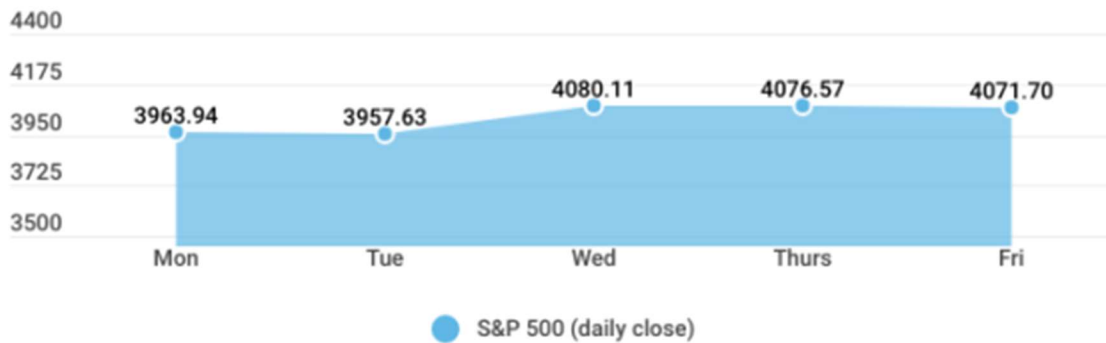
QUOTE OF THE WEEK




“In times of rapid change, experience could be your worst enemy.”

J. PAUL GETTY

Market Index	Close	Week	Y-T-D
DJIA	34,429.88	+0.24%	-5.25%
NASDAQ	11,461.50	+2.09%	-26.74%
MSCI-EAFE	1,995.94	+1.68%	-14.56%
S&P 500	4,071.70	+1.13%	-14.57%



	Treasury	Close	Week	Y-T-D
	10-Year Note	3.51%	-0.18%	+1.99%

Sources: The Wall Street Journal, December 2, 2022; Treasury.gov, December 2, 2022
 Weekly performance for the Dow Jones Industrial Average, Standard & Poor's 500 Index, and NASDAQ Composite Index is measured from the close of trading on Friday, November 25, to Friday, December 2, close. Weekly performance for the MSCI-EAFE is measured from Friday, November 25, open to Thursday, December 1, close. Weekly and year-to-date 10-year Treasury note yield are expressed in basis points.

THE WEEKLY RIDDLE



A train moving as fast as it can go strikes a man's hand, yet he is uninjured, and the train goes off its tracks. Under what circumstances could this happen?

LAST WEEK'S RIDDLE: A lone pine tree stands on a cliff. The wind is blowing from the east through the mountains. Which way do the tree's leaves blow?

ANSWER: Pine trees do not have leaves.

Wendy Nelson may be reached at 720-256-3986 or wnelson@windriverwa.com
windriverwealthadvisors.com

Know someone who could use information like this?

Please feel free to send us their contact information via phone or email. (Don't worry – we'll request their permission before adding them to our mailing list.)

Securities and investment advisory services offered through Geneos Wealth Management, Inc. Member FINRA/SIPC This email, including attachments, may include confidential and/or proprietary information, and may be used only by the person or entity to which it is addressed. If the reader of this email is not the intended recipient, the reader is hereby notified that any dissemination, distribution or copying of this email is prohibited. If you have received this email in error, please notify the sender by replying to this message and delete this email immediately. Please note that electronic communication cannot be guaranteed to be secure. The transmission of personal information carries inherent risk.

Investing involves risks, and investment decisions should be based on your own goals, time horizon, and tolerance for risk. The return and principal value of investments will fluctuate as market conditions change. When sold, investments may be worth more or less than their original cost.

The forecasts or forward-looking statements are based on assumptions, may not materialize, and are subject to revision without notice.

The market indexes discussed are unmanaged, and generally, considered representative of their respective markets. Index performance is not indicative of the past performance of a particular investment. Indexes do not incur management fees, costs, and expenses. Individuals cannot directly invest in unmanaged indexes. Past performance does not guarantee future results.

The Dow Jones Industrial Average is an unmanaged index that is generally considered representative of large-capitalization companies on the U.S. stock market. Nasdaq Composite is an index of the common stocks and similar securities listed on the NASDAQ stock market and is considered a broad indicator of the performance of technology and growth companies. The MSCI EAFE Index was created by Morgan Stanley Capital International (MSCI) and serves as a benchmark of the performance of major international equity markets, as represented by 21 major MSCI indexes from Europe, Australia, and Southeast Asia. The S&P 500 Composite Index is an unmanaged group of securities that are considered to be representative of the stock market in general.

U.S. Treasury Notes are guaranteed by the federal government as to the timely payment of principal and interest. However, if you sell a Treasury Note prior to maturity, it may be worth more or less than the original price paid. Fixed income investments are subject to various risks including changes in interest rates, credit quality, inflation risk, market valuations, prepayments, corporate events, tax ramifications and other factors.

International investments carry additional risks, which include differences in financial reporting standards, currency exchange rates, political risks unique to a specific country, foreign taxes and regulations, and the potential for illiquid markets. These factors may result in greater share price volatility.

Please consult your financial professional for additional information.

This content is developed from sources believed to be providing accurate information. The information in this material is not intended as tax or legal advice. Please consult legal or tax professionals for specific information regarding your individual situation. This material was developed and produced by FMG Suite to provide information on a topic that may be of interest. FMG is not affiliated with the named representative, financial professional, Registered Investment Advisor, Broker-Dealer, nor state- or SEC-registered investment advisory firm. The opinions expressed and material provided are for general information, and they should not be considered a solicitation for the purchase or sale of any security.

Copyright 2022 FMG Suite.

CITATIONS:

1. The Wall Street Journal, December 2, 2022
2. The Wall Street Journal, December 2, 2022
3. The Wall Street Journal, December 2, 2022
4. The Wall Street Journal, November 30, 2022
5. The Wall Street Journal, November 30, 2022

Wendy Nelson

Wealth Advisor

Wind River Wealth Advisors

PO Box 163, Cora, WY 82925

Phone: 720-256-3986

wnelson@windriverwa.com windriverwealthadvisors.com

Securities and investment advisory services offered through Geneos Wealth Management, Inc. Member FINRA/SIPC This email, including attachments, may include confidential and/or proprietary information, and may be used only by the person or entity to which it is addressed. If the reader of this email is not the intended recipient, the reader is hereby notified that any dissemination, distribution or copying of this email is prohibited. If you have received this email in error, please notify the sender by replying to this message and delete this email immediately. Please note that electronic communication cannot be guaranteed to be secure. The transmission of personal information carries inherent risk.



EXCELLENCE • PERSONALIZATION • INTEGRITY • INNOVATION



In this week's recap: Easing on rate hikes and job numbers cheer markets.

Weekly Economic Update

Presented by Wendy Nelson, December 5, 2022

THE WEEK ON WALL STREET

Stocks ended higher last week as investors navigated the crosscurrents of a potential easing in future rate hikes and continued strength in the labor market.

The Dow Jones Industrial Average edged 0.24% higher, while the Standard & Poor's 500 gained 1.13%. The Nasdaq Composite index improved by 2.09% for the week. The MSCI EAFE index, which tracks developed overseas stock markets, rose 1.68%. ^{1,2,3}

A CHOPPY WEEK

The week started lower on concerns about protests in China over its zero-Covid policy and comments by two Fed presidents that the Fed may continue its aggressive rate hike policy. Stocks then surged on Wednesday following remarks by Fed Chair Powell, confirming the central bank's intention to slow the pace of interest rate increases, which may begin as early as this month.

Stocks buckled in early trading on Friday's monthly employment report, which showed a higher-than-expected increase in new job growth and an above-expectations jump in wage growth. But stocks cut their losses by the end of the session to lock in a positive week.

LABOR MAY BE KEY

In a presentation to the Brookings Institution, Powell said that it might be time to begin moderating the pace of rate hikes. He cited several areas of progress in the inflation fight, including a deceleration in interest rate sensitive parts of the economy, such as housing and supply chain improvement. He also noted the price declines seen in goods and rents. ⁴

But Powell suggested the labor market would need to cool down before the Fed could feel confident about making sustainable progress toward its two percent inflation target. November's employment report showed robust job and wage growth, which indicated any cooling remained in the future. ⁵

TIP OF THE WEEK



You can't control what happens with interest rates or stocks in the future; you can control the amount you save for retirement. Boosting your personal savings ratio may bring you closer toward your retirement savings objective.

THE WEEK AHEAD: KEY ECONOMIC DATA

Monday: Purchasing Managers' Index (PMI) Composite. Factory Orders. Institute for Supply Management (ISM) Services Index.

Thursday: Jobless Claims. Purchasing Managers' Index (PMI) Manufacturing.

Friday: Producer Price Index (PPI). Consumer Sentiment.

Source: Econoday, December 2, 2022

The Econoday economic calendar lists upcoming U.S. economic data releases (including key economic indicators), Federal Reserve policy meetings, and speaking engagements of Federal Reserve officials. The content is developed from sources believed to be providing accurate information. The forecasts or forward-looking statements are based on assumptions and may not materialize. The forecasts also are subject to revision.

THE WEEK AHEAD: COMPANIES REPORTING EARNINGS

Tuesday: AutoZone, Inc. (AZO), MongoDB, Inc. (MDB).

Wednesday: Campbell Soup Company (CPB).

Thursday: Broadcom, Inc. (AVGO), Costco Wholesale Corporation (COST), Chewy (CHWY).

Source: Zacks, December 2, 2022

Companies mentioned are for informational purposes only. It should not be considered a solicitation for the purchase or sale of the securities. Investing involves risks, and investment decisions should be based on your own goals, time horizon, and tolerance for risk. The return and principal value of investments will fluctuate as market conditions change. When sold, investments may be worth more or less than their original cost. Companies may reschedule when they report earnings without notice.

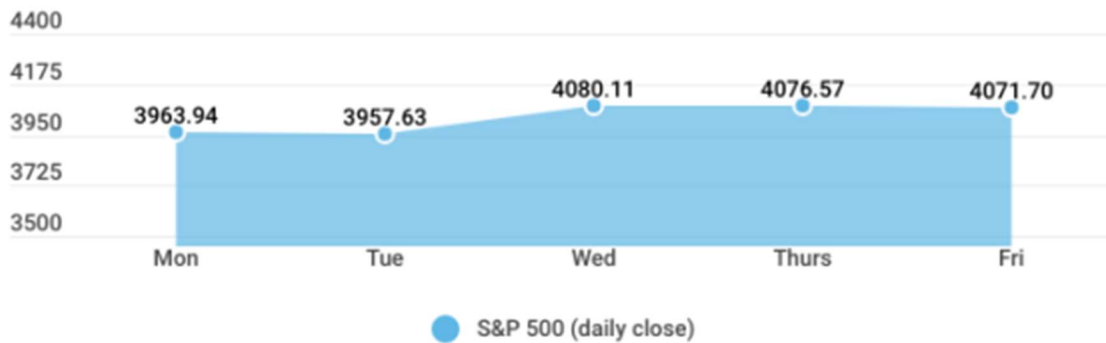
QUOTE OF THE WEEK



“In times of rapid change, experience could be your worst enemy.”

J. PAUL GETTY

Market Index	Close	Week	Y-T-D
DJIA	34,429.88	+0.24%	-5.25%
NASDAQ	11,461.50	+2.09%	-26.74%
MSCI-EAFE	1,995.94	+1.68%	-14.56%
S&P 500	4,071.70	+1.13%	-14.57%



	Treasury	Close	Week	Y-T-D
	10-Year Note	3.51%	-0.18%	+1.99%

Sources: The Wall Street Journal, December 2, 2022; Treasury.gov, December 2, 2022
 Weekly performance for the Dow Jones Industrial Average, Standard & Poor's 500 Index, and NASDAQ Composite Index is measured from the close of trading on Friday, November 25, to Friday, December 2, close. Weekly performance for the MSCI-EAFE is measured from Friday, November 25, open to Thursday, December 1, close. Weekly and year-to-date 10-year Treasury note yield are expressed in basis points.

THE WEEKLY RIDDLE



A train moving as fast as it can go strikes a man's hand, yet he is uninjured, and the train goes off its tracks. Under what circumstances could this happen?

LAST WEEK'S RIDDLE: A lone pine tree stands on a cliff. The wind is blowing from the east through the mountains. Which way do the tree's leaves blow?

ANSWER: Pine trees do not have leaves.

Wendy Nelson may be reached at 720-256-3986 or wnelson@windriverwa.com
windriverwealthadvisors.com

Know someone who could use information like this?

Please feel free to send us their contact information via phone or email. (Don't worry – we'll request their permission before adding them to our mailing list.)

Securities and investment advisory services offered through Geneos Wealth Management, Inc. Member FINRA/SIPC This email, including attachments, may include confidential and/or proprietary information, and may be used only by the person or entity to which it is addressed. If the reader of this email is not the intended recipient, the reader is hereby notified that any dissemination, distribution or copying of this email is prohibited. If you have received this email in error, please notify the sender by replying to this message and delete this email immediately. Please note that electronic communication cannot be guaranteed to be secure. The transmission of personal information carries inherent risk.

Investing involves risks, and investment decisions should be based on your own goals, time horizon, and tolerance for risk. The return and principal value of investments will fluctuate as market conditions change. When sold, investments may be worth more or less than their original cost.

The forecasts or forward-looking statements are based on assumptions, may not materialize, and are subject to revision without notice.

The market indexes discussed are unmanaged, and generally, considered representative of their respective markets. Index performance is not indicative of the past performance of a particular investment. Indexes do not incur management fees, costs, and expenses. Individuals cannot directly invest in unmanaged indexes. Past performance does not guarantee future results.

The Dow Jones Industrial Average is an unmanaged index that is generally considered representative of large-capitalization companies on the U.S. stock market. Nasdaq Composite is an index of the common stocks and similar securities listed on the NASDAQ stock market and is considered a broad indicator of the performance of technology and growth companies. The MSCI EAFE Index was created by Morgan Stanley Capital International (MSCI) and serves as a benchmark of the performance of major international equity markets, as represented by 21 major MSCI indexes from Europe, Australia, and Southeast Asia. The S&P 500 Composite Index is an unmanaged group of securities that are considered to be representative of the stock market in general.

U.S. Treasury Notes are guaranteed by the federal government as to the timely payment of principal and interest. However, if you sell a Treasury Note prior to maturity, it may be worth more or less than the original price paid. Fixed income investments are subject to various risks including changes in interest rates, credit quality, inflation risk, market valuations, prepayments, corporate events, tax ramifications and other factors.

International investments carry additional risks, which include differences in financial reporting standards, currency exchange rates, political risks unique to a specific country, foreign taxes and regulations, and the potential for illiquid markets. These factors may result in greater share price volatility.

Please consult your financial professional for additional information.

This content is developed from sources believed to be providing accurate information. The information in this material is not intended as tax or legal advice. Please consult legal or tax professionals for specific information regarding your individual situation. This material was developed and produced by FMG Suite to provide information on a topic that may be of interest. FMG is not affiliated with the named representative, financial professional, Registered Investment Advisor, Broker-Dealer, nor state- or SEC-registered investment advisory firm. The opinions expressed and material provided are for general information, and they should not be considered a solicitation for the purchase or sale of any security.

Copyright 2022 FMG Suite.

CITATIONS:

1. The Wall Street Journal, December 2, 2022
2. The Wall Street Journal, December 2, 2022
3. The Wall Street Journal, December 2, 2022
4. The Wall Street Journal, November 30, 2022
5. The Wall Street Journal, November 30, 2022

Wendy Nelson

Wealth Advisor

Wind River Wealth Advisors

PO Box 163, Cora, WY 82925

Phone: 720-256-3986

wnelson@windriverwa.com windriverwealthadvisors.com

Securities and investment advisory services offered through Geneos Wealth Management, Inc. Member FINRA/SIPC This email, including attachments, may include confidential and/or proprietary information, and may be used only by the person or entity to which it is addressed. If the reader of this email is not the intended recipient, the reader is hereby notified that any dissemination, distribution or copying of this email is prohibited. If you have received this email in error, please notify the sender by replying to this message and delete this email immediately. Please note that electronic communication cannot be guaranteed to be secure. The transmission of personal information carries inherent risk.



EXCELLENCE • PERSONALIZATION • INTEGRITY • INNOVATION



In this week's recap: Easing on rate hikes and job numbers cheer markets.

Weekly Economic Update

Presented by Wendy Nelson, December 5, 2022

THE WEEK ON WALL STREET

Stocks ended higher last week as investors navigated the crosscurrents of a potential easing in future rate hikes and continued strength in the labor market.

The Dow Jones Industrial Average edged 0.24% higher, while the Standard & Poor's 500 gained 1.13%. The Nasdaq Composite index improved by 2.09% for the week. The MSCI EAFE index, which tracks developed overseas stock markets, rose 1.68%. ^{1,2,3}

A CHOPPY WEEK

The week started lower on concerns about protests in China over its zero-Covid policy and comments by two Fed presidents that the Fed may continue its aggressive rate hike policy. Stocks then surged on Wednesday following remarks by Fed Chair Powell, confirming the central bank's intention to slow the pace of interest rate increases, which may begin as early as this month.

Stocks buckled in early trading on Friday's monthly employment report, which showed a higher-than-expected increase in new job growth and an above-expectations jump in wage growth. But stocks cut their losses by the end of the session to lock in a positive week.

LABOR MAY BE KEY

In a presentation to the Brookings Institution, Powell said that it might be time to begin moderating the pace of rate hikes. He cited several areas of progress in the inflation fight, including a deceleration in interest rate sensitive parts of the economy, such as housing and supply chain improvement. He also noted the price declines seen in goods and rents. ⁴

But Powell suggested the labor market would need to cool down before the Fed could feel confident about making sustainable progress toward its two percent inflation target. November's employment report showed robust job and wage growth, which indicated any cooling remained in the future. ⁵

TIP OF THE WEEK



You can't control what happens with interest rates or stocks in the future; you can control the amount you save for retirement. Boosting your personal savings ratio may bring you closer toward your retirement savings objective.

THE WEEK AHEAD: KEY ECONOMIC DATA

Monday: Purchasing Managers' Index (PMI) Composite. Factory Orders. Institute for Supply Management (ISM) Services Index.

Thursday: Jobless Claims. Purchasing Managers' Index (PMI) Manufacturing.

Friday: Producer Price Index (PPI). Consumer Sentiment.

Source: Econoday, December 2, 2022

The Econoday economic calendar lists upcoming U.S. economic data releases (including key economic indicators), Federal Reserve policy meetings, and speaking engagements of Federal Reserve officials. The content is developed from sources believed to be providing accurate information. The forecasts or forward-looking statements are based on assumptions and may not materialize. The forecasts also are subject to revision.

THE WEEK AHEAD: COMPANIES REPORTING EARNINGS

Tuesday: AutoZone, Inc. (AZO), MongoDB, Inc. (MDB).

Wednesday: Campbell Soup Company (CPB).

Thursday: Broadcom, Inc. (AVGO), Costco Wholesale Corporation (COST), Chewy (CHWY).

Source: Zacks, December 2, 2022

Companies mentioned are for informational purposes only. It should not be considered a solicitation for the purchase or sale of the securities. Investing involves risks, and investment decisions should be based on your own goals, time horizon, and tolerance for risk. The return and principal value of investments will fluctuate as market conditions change. When sold, investments may be worth more or less than their original cost. Companies may reschedule when they report earnings without notice.

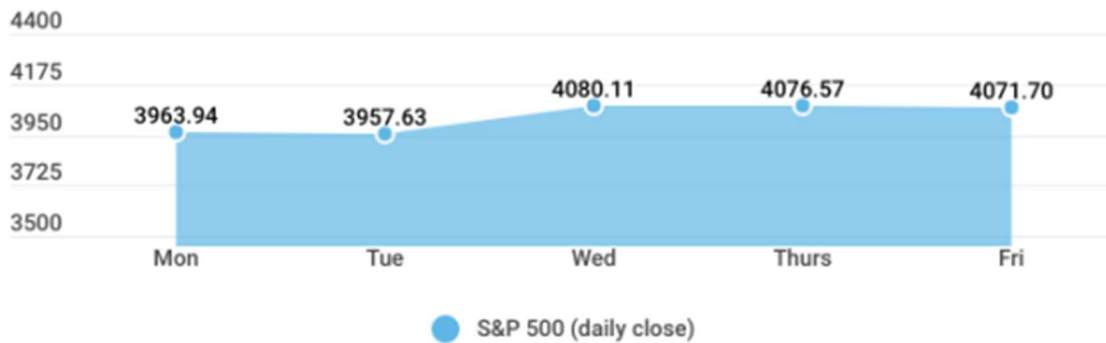
QUOTE OF THE WEEK




“In times of rapid change, experience could be your worst enemy.”

J. PAUL GETTY

Market Index	Close	Week	Y-T-D
DJIA	34,429.88	+0.24%	-5.25%
NASDAQ	11,461.50	+2.09%	-26.74%
MSCI-EAFE	1,995.94	+1.68%	-14.56%
S&P 500	4,071.70	+1.13%	-14.57%



	Treasury	Close	Week	Y-T-D
	10-Year Note	3.51%	-0.18%	+1.99%

Sources: The Wall Street Journal, December 2, 2022; Treasury.gov, December 2, 2022
 Weekly performance for the Dow Jones Industrial Average, Standard & Poor's 500 Index, and NASDAQ Composite Index is measured from the close of trading on Friday, November 25, to Friday, December 2, close. Weekly performance for the MSCI-EAFE is measured from Friday, November 25, open to Thursday, December 1, close. Weekly and year-to-date 10-year Treasury note yield are expressed in basis points.

THE WEEKLY RIDDLE



A train moving as fast as it can go strikes a man's hand, yet he is uninjured, and the train goes off its tracks. Under what circumstances could this happen?

LAST WEEK'S RIDDLE: A lone pine tree stands on a cliff. The wind is blowing from the east through the mountains. Which way do the tree's leaves blow?

ANSWER: Pine trees do not have leaves.

Wendy Nelson may be reached at 720-256-3986 or wnelson@windriverwa.com
windriverwealthadvisors.com

Know someone who could use information like this?

Please feel free to send us their contact information via phone or email. (Don't worry – we'll request their permission before adding them to our mailing list.)

Securities and investment advisory services offered through Geneos Wealth Management, Inc. Member FINRA/SIPC This email, including attachments, may include confidential and/or proprietary information, and may be used only by the person or entity to which it is addressed. If the reader of this email is not the intended recipient, the reader is hereby notified that any dissemination, distribution or copying of this email is prohibited. If you have received this email in error, please notify the sender by replying to this message and delete this email immediately. Please note that electronic communication cannot be guaranteed to be secure. The transmission of personal information carries inherent risk.

Investing involves risks, and investment decisions should be based on your own goals, time horizon, and tolerance for risk. The return and principal value of investments will fluctuate as market conditions change. When sold, investments may be worth more or less than their original cost.

The forecasts or forward-looking statements are based on assumptions, may not materialize, and are subject to revision without notice.

The market indexes discussed are unmanaged, and generally, considered representative of their respective markets. Index performance is not indicative of the past performance of a particular investment. Indexes do not incur management fees, costs, and expenses. Individuals cannot directly invest in unmanaged indexes. Past performance does not guarantee future results.

The Dow Jones Industrial Average is an unmanaged index that is generally considered representative of large-capitalization companies on the U.S. stock market. Nasdaq Composite is an index of the common stocks and similar securities listed on the NASDAQ stock market and is considered a broad indicator of the performance of technology and growth companies. The MSCI EAFE Index was created by Morgan Stanley Capital International (MSCI) and serves as a benchmark of the performance of major international equity markets, as represented by 21 major MSCI indexes from Europe, Australia, and Southeast Asia. The S&P 500 Composite Index is an unmanaged group of securities that are considered to be representative of the stock market in general.

U.S. Treasury Notes are guaranteed by the federal government as to the timely payment of principal and interest. However, if you sell a Treasury Note prior to maturity, it may be worth more or less than the original price paid. Fixed income investments are subject to various risks including changes in interest rates, credit quality, inflation risk, market valuations, prepayments, corporate events, tax ramifications and other factors.

International investments carry additional risks, which include differences in financial reporting standards, currency exchange rates, political risks unique to a specific country, foreign taxes and regulations, and the potential for illiquid markets. These factors may result in greater share price volatility.

Please consult your financial professional for additional information.

This content is developed from sources believed to be providing accurate information. The information in this material is not intended as tax or legal advice. Please consult legal or tax professionals for specific information regarding your individual situation. This material was developed and produced by FMG Suite to provide information on a topic that may be of interest. FMG is not affiliated with the named representative, financial professional, Registered Investment Advisor, Broker-Dealer, nor state- or SEC-registered investment advisory firm. The opinions expressed and material provided are for general information, and they should not be considered a solicitation for the purchase or sale of any security.

Copyright 2022 FMG Suite.

CITATIONS:

1. The Wall Street Journal, December 2, 2022
2. The Wall Street Journal, December 2, 2022
3. The Wall Street Journal, December 2, 2022
4. The Wall Street Journal, November 30, 2022
5. The Wall Street Journal, November 30, 2022

Wendy Nelson

Wealth Advisor

Wind River Wealth Advisors

PO Box 163, Cora, WY 82925

Phone: 720-256-3986

wnelson@windriverwa.com windriverwealthadvisors.com

Securities and investment advisory services offered through Geneos Wealth Management, Inc. Member FINRA/SIPC This email, including attachments, may include confidential and/or proprietary information, and may be used only by the person or entity to which it is addressed. If the reader of this email is not the intended recipient, the reader is hereby notified that any dissemination, distribution or copying of this email is prohibited. If you have received this email in error, please notify the sender by replying to this message and delete this email immediately. Please note that electronic communication cannot be guaranteed to be secure. The transmission of personal information carries inherent risk.



EXCELLENCE • PERSONALIZATION • INTEGRITY • INNOVATION



In this week's recap: Easing on rate hikes and job numbers cheer markets.

Weekly Economic Update

Presented by Wendy Nelson, December 5, 2022

THE WEEK ON WALL STREET

Stocks ended higher last week as investors navigated the crosscurrents of a potential easing in future rate hikes and continued strength in the labor market.

The Dow Jones Industrial Average edged 0.24% higher, while the Standard & Poor's 500 gained 1.13%. The Nasdaq Composite index improved by 2.09% for the week. The MSCI EAFE index, which tracks developed overseas stock markets, rose 1.68%. ^{1,2,3}

A CHOPPY WEEK

The week started lower on concerns about protests in China over its zero-Covid policy and comments by two Fed presidents that the Fed may continue its aggressive rate hike policy. Stocks then surged on Wednesday following remarks by Fed Chair Powell, confirming the central bank's intention to slow the pace of interest rate increases, which may begin as early as this month.

Stocks buckled in early trading on Friday's monthly employment report, which showed a higher-than-expected increase in new job growth and an above-expectations jump in wage growth. But stocks cut their losses by the end of the session to lock in a positive week.

LABOR MAY BE KEY

In a presentation to the Brookings Institution, Powell said that it might be time to begin moderating the pace of rate hikes. He cited several areas of progress in the inflation fight, including a deceleration in interest rate sensitive parts of the economy, such as housing and supply chain improvement. He also noted the price declines seen in goods and rents. ⁴

But Powell suggested the labor market would need to cool down before the Fed could feel confident about making sustainable progress toward its two percent inflation target. November's employment report showed robust job and wage growth, which indicated any cooling remained in the future. ⁵

TIP OF THE WEEK



You can't control what happens with interest rates or stocks in the future; you can control the amount you save for retirement. Boosting your personal savings ratio may bring you closer toward your retirement savings objective.

THE WEEK AHEAD: KEY ECONOMIC DATA

Monday: Purchasing Managers' Index (PMI) Composite. Factory Orders. Institute for Supply Management (ISM) Services Index.

Thursday: Jobless Claims. Purchasing Managers' Index (PMI) Manufacturing.

Friday: Producer Price Index (PPI). Consumer Sentiment.

Source: Econoday, December 2, 2022

The Econoday economic calendar lists upcoming U.S. economic data releases (including key economic indicators), Federal Reserve policy meetings, and speaking engagements of Federal Reserve officials. The content is developed from sources believed to be providing accurate information. The forecasts or forward-looking statements are based on assumptions and may not materialize. The forecasts also are subject to revision.

THE WEEK AHEAD: COMPANIES REPORTING EARNINGS

Tuesday: AutoZone, Inc. (AZO), MongoDB, Inc. (MDB).

Wednesday: Campbell Soup Company (CPB).

Thursday: Broadcom, Inc. (AVGO), Costco Wholesale Corporation (COST), Chewy (CHWY).

Source: Zacks, December 2, 2022

Companies mentioned are for informational purposes only. It should not be considered a solicitation for the purchase or sale of the securities. Investing involves risks, and investment decisions should be based on your own goals, time horizon, and tolerance for risk. The return and principal value of investments will fluctuate as market conditions change. When sold, investments may be worth more or less than their original cost. Companies may reschedule when they report earnings without notice.

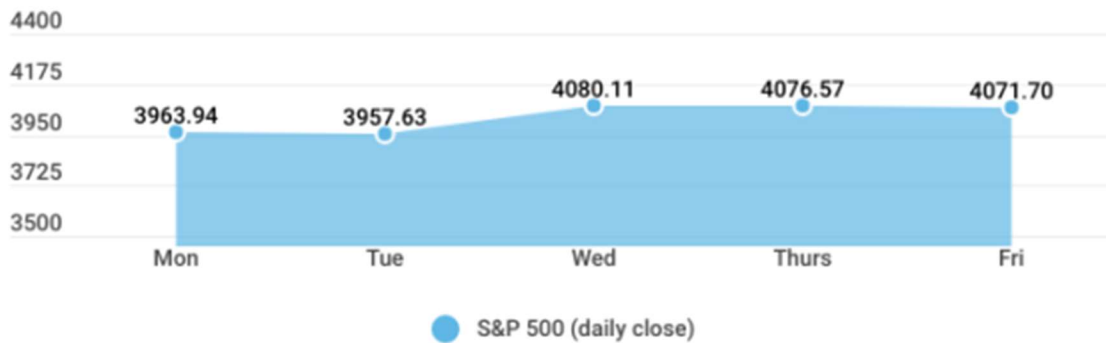
QUOTE OF THE WEEK



“In times of rapid change, experience could be your worst enemy.”

J. PAUL GETTY

Market Index	Close	Week	Y-T-D
DJIA	34,429.88	+0.24%	-5.25%
NASDAQ	11,461.50	+2.09%	-26.74%
MSCI-EAFE	1,995.94	+1.68%	-14.56%
S&P 500	4,071.70	+1.13%	-14.57%



	Treasury	Close	Week	Y-T-D
	10-Year Note	3.51%	-0.18%	+1.99%

Sources: The Wall Street Journal, December 2, 2022; Treasury.gov, December 2, 2022
 Weekly performance for the Dow Jones Industrial Average, Standard & Poor's 500 Index, and NASDAQ Composite Index is measured from the close of trading on Friday, November 25, to Friday, December 2, close. Weekly performance for the MSCI-EAFE is measured from Friday, November 25, open to Thursday, December 1, close. Weekly and year-to-date 10-year Treasury note yield are expressed in basis points.

THE WEEKLY RIDDLE



A train moving as fast as it can go strikes a man's hand, yet he is uninjured, and the train goes off its tracks. Under what circumstances could this happen?

LAST WEEK'S RIDDLE: A lone pine tree stands on a cliff. The wind is blowing from the east through the mountains. Which way do the tree's leaves blow?

ANSWER: Pine trees do not have leaves.

Wendy Nelson may be reached at 720-256-3986 or wnelson@windriverwa.com
windriverwealthadvisors.com

Know someone who could use information like this?

Please feel free to send us their contact information via phone or email. (Don't worry – we'll request their permission before adding them to our mailing list.)

Securities and investment advisory services offered through Geneos Wealth Management, Inc. Member FINRA/SIPC This email, including attachments, may include confidential and/or proprietary information, and may be used only by the person or entity to which it is addressed. If the reader of this email is not the intended recipient, the reader is hereby notified that any dissemination, distribution or copying of this email is prohibited. If you have received this email in error, please notify the sender by replying to this message and delete this email immediately. Please note that electronic communication cannot be guaranteed to be secure. The transmission of personal information carries inherent risk.

Investing involves risks, and investment decisions should be based on your own goals, time horizon, and tolerance for risk. The return and principal value of investments will fluctuate as market conditions change. When sold, investments may be worth more or less than their original cost.

The forecasts or forward-looking statements are based on assumptions, may not materialize, and are subject to revision without notice.

The market indexes discussed are unmanaged, and generally, considered representative of their respective markets. Index performance is not indicative of the past performance of a particular investment. Indexes do not incur management fees, costs, and expenses. Individuals cannot directly invest in unmanaged indexes. Past performance does not guarantee future results.

The Dow Jones Industrial Average is an unmanaged index that is generally considered representative of large-capitalization companies on the U.S. stock market. Nasdaq Composite is an index of the common stocks and similar securities listed on the NASDAQ stock market and is considered a broad indicator of the performance of technology and growth companies. The MSCI EAFE Index was created by Morgan Stanley Capital International (MSCI) and serves as a benchmark of the performance of major international equity markets, as represented by 21 major MSCI indexes from Europe, Australia, and Southeast Asia. The S&P 500 Composite Index is an unmanaged group of securities that are considered to be representative of the stock market in general.

U.S. Treasury Notes are guaranteed by the federal government as to the timely payment of principal and interest. However, if you sell a Treasury Note prior to maturity, it may be worth more or less than the original price paid. Fixed income investments are subject to various risks including changes in interest rates, credit quality, inflation risk, market valuations, prepayments, corporate events, tax ramifications and other factors.

International investments carry additional risks, which include differences in financial reporting standards, currency exchange rates, political risks unique to a specific country, foreign taxes and regulations, and the potential for illiquid markets. These factors may result in greater share price volatility.

Please consult your financial professional for additional information.

This content is developed from sources believed to be providing accurate information. The information in this material is not intended as tax or legal advice. Please consult legal or tax professionals for specific information regarding your individual situation. This material was developed and produced by FMG Suite to provide information on a topic that may be of interest. FMG is not affiliated with the named representative, financial professional, Registered Investment Advisor, Broker-Dealer, nor state- or SEC-registered investment advisory firm. The opinions expressed and material provided are for general information, and they should not be considered a solicitation for the purchase or sale of any security.

Copyright 2022 FMG Suite.

CITATIONS:

1. The Wall Street Journal, December 2, 2022
2. The Wall Street Journal, December 2, 2022
3. The Wall Street Journal, December 2, 2022
4. The Wall Street Journal, November 30, 2022
5. The Wall Street Journal, November 30, 2022

Wendy Nelson

Wealth Advisor

Wind River Wealth Advisors

PO Box 163, Cora, WY 82925

Phone: 720-256-3986

wnelson@windriverwa.com windriverwealthadvisors.com

Securities and investment advisory services offered through Geneos Wealth Management, Inc. Member FINRA/SIPC This email, including attachments, may include confidential and/or proprietary information, and may be used only by the person or entity to which it is addressed. If the reader of this email is not the intended recipient, the reader is hereby notified that any dissemination, distribution or copying of this email is prohibited. If you have received this email in error, please notify the sender by replying to this message and delete this email immediately. Please note that electronic communication cannot be guaranteed to be secure. The transmission of personal information carries inherent risk.



EXCELLENCE • PERSONALIZATION • INTEGRITY • INNOVATION



In this week's recap: Easing on rate hikes and job numbers cheer markets.

Weekly Economic Update

Presented by Wendy Nelson, December 5, 2022

THE WEEK ON WALL STREET

Stocks ended higher last week as investors navigated the crosscurrents of a potential easing in future rate hikes and continued strength in the labor market.

The Dow Jones Industrial Average edged 0.24% higher, while the Standard & Poor's 500 gained 1.13%. The Nasdaq Composite index improved by 2.09% for the week. The MSCI EAFE index, which tracks developed overseas stock markets, rose 1.68%. ^{1,2,3}

A CHOPPY WEEK

The week started lower on concerns about protests in China over its zero-Covid policy and comments by two Fed presidents that the Fed may continue its aggressive rate hike policy. Stocks then surged on Wednesday following remarks by Fed Chair Powell, confirming the central bank's intention to slow the pace of interest rate increases, which may begin as early as this month.

Stocks buckled in early trading on Friday's monthly employment report, which showed a higher-than-expected increase in new job growth and an above-expectations jump in wage growth. But stocks cut their losses by the end of the session to lock in a positive week.

LABOR MAY BE KEY

In a presentation to the Brookings Institution, Powell said that it might be time to begin moderating the pace of rate hikes. He cited several areas of progress in the inflation fight, including a deceleration in interest rate sensitive parts of the economy, such as housing and supply chain improvement. He also noted the price declines seen in goods and rents. ⁴

But Powell suggested the labor market would need to cool down before the Fed could feel confident about making sustainable progress toward its two percent inflation target. November's employment report showed robust job and wage growth, which indicated any cooling remained in the future. ⁵

TIP OF THE WEEK



You can't control what happens with interest rates or stocks in the future; you can control the amount you save for retirement. Boosting your personal savings ratio may bring you closer toward your retirement savings objective.

THE WEEK AHEAD: KEY ECONOMIC DATA

Monday: Purchasing Managers' Index (PMI) Composite. Factory Orders. Institute for Supply Management (ISM) Services Index.

Thursday: Jobless Claims. Purchasing Managers' Index (PMI) Manufacturing.

Friday: Producer Price Index (PPI). Consumer Sentiment.

Source: Econoday, December 2, 2022

The Econoday economic calendar lists upcoming U.S. economic data releases (including key economic indicators), Federal Reserve policy meetings, and speaking engagements of Federal Reserve officials. The content is developed from sources believed to be providing accurate information. The forecasts or forward-looking statements are based on assumptions and may not materialize. The forecasts also are subject to revision.

THE WEEK AHEAD: COMPANIES REPORTING EARNINGS

Tuesday: AutoZone, Inc. (AZO), MongoDB, Inc. (MDB).

Wednesday: Campbell Soup Company (CPB).

Thursday: Broadcom, Inc. (AVGO), Costco Wholesale Corporation (COST), Chewy (CHWY).

Source: Zacks, December 2, 2022

Companies mentioned are for informational purposes only. It should not be considered a solicitation for the purchase or sale of the securities. Investing involves risks, and investment decisions should be based on your own goals, time horizon, and tolerance for risk. The return and principal value of investments will fluctuate as market conditions change. When sold, investments may be worth more or less than their original cost. Companies may reschedule when they report earnings without notice.

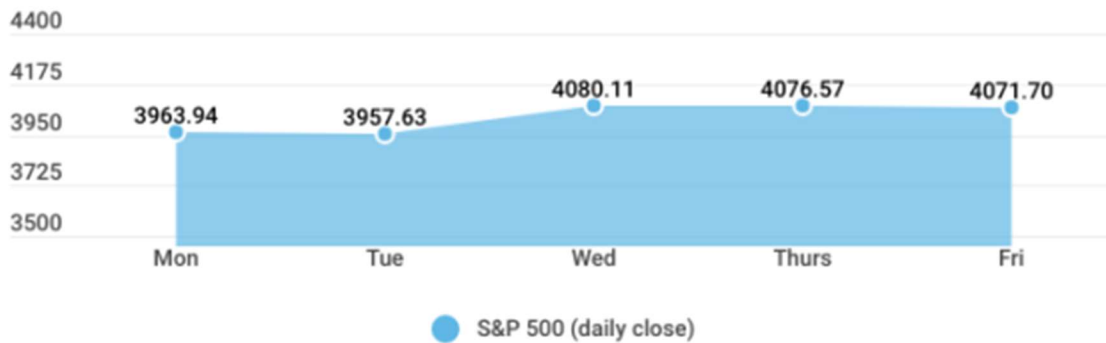
QUOTE OF THE WEEK




“In times of rapid change, experience could be your worst enemy.”

J. PAUL GETTY

Market Index	Close	Week	Y-T-D
DJIA	34,429.88	+0.24%	-5.25%
NASDAQ	11,461.50	+2.09%	-26.74%
MSCI-EAFE	1,995.94	+1.68%	-14.56%
S&P 500	4,071.70	+1.13%	-14.57%



	Treasury	Close	Week	Y-T-D
	10-Year Note	3.51%	-0.18%	+1.99%

Sources: The Wall Street Journal, December 2, 2022; Treasury.gov, December 2, 2022
 Weekly performance for the Dow Jones Industrial Average, Standard & Poor's 500 Index, and NASDAQ Composite Index is measured from the close of trading on Friday, November 25, to Friday, December 2, close. Weekly performance for the MSCI-EAFE is measured from Friday, November 25, open to Thursday, December 1, close. Weekly and year-to-date 10-year Treasury note yield are expressed in basis points.

THE WEEKLY RIDDLE



A train moving as fast as it can go strikes a man's hand, yet he is uninjured, and the train goes off its tracks. Under what circumstances could this happen?

LAST WEEK'S RIDDLE: A lone pine tree stands on a cliff. The wind is blowing from the east through the mountains. Which way do the tree's leaves blow?

ANSWER: Pine trees do not have leaves.

Wendy Nelson may be reached at 720-256-3986 or wnelson@windriverwa.com
windriverwealthadvisors.com

Know someone who could use information like this?

Please feel free to send us their contact information via phone or email. (Don't worry – we'll request their permission before adding them to our mailing list.)

Securities and investment advisory services offered through Geneos Wealth Management, Inc. Member FINRA/SIPC This email, including attachments, may include confidential and/or proprietary information, and may be used only by the person or entity to which it is addressed. If the reader of this email is not the intended recipient, the reader is hereby notified that any dissemination, distribution or copying of this email is prohibited. If you have received this email in error, please notify the sender by replying to this message and delete this email immediately. Please note that electronic communication cannot be guaranteed to be secure. The transmission of personal information carries inherent risk.

Investing involves risks, and investment decisions should be based on your own goals, time horizon, and tolerance for risk. The return and principal value of investments will fluctuate as market conditions change. When sold, investments may be worth more or less than their original cost.

The forecasts or forward-looking statements are based on assumptions, may not materialize, and are subject to revision without notice.

The market indexes discussed are unmanaged, and generally, considered representative of their respective markets. Index performance is not indicative of the past performance of a particular investment. Indexes do not incur management fees, costs, and expenses. Individuals cannot directly invest in unmanaged indexes. Past performance does not guarantee future results.

The Dow Jones Industrial Average is an unmanaged index that is generally considered representative of large-capitalization companies on the U.S. stock market. Nasdaq Composite is an index of the common stocks and similar securities listed on the NASDAQ stock market and is considered a broad indicator of the performance of technology and growth companies. The MSCI EAFE Index was created by Morgan Stanley Capital International (MSCI) and serves as a benchmark of the performance of major international equity markets, as represented by 21 major MSCI indexes from Europe, Australia, and Southeast Asia. The S&P 500 Composite Index is an unmanaged group of securities that are considered to be representative of the stock market in general.

U.S. Treasury Notes are guaranteed by the federal government as to the timely payment of principal and interest. However, if you sell a Treasury Note prior to maturity, it may be worth more or less than the original price paid. Fixed income investments are subject to various risks including changes in interest rates, credit quality, inflation risk, market valuations, prepayments, corporate events, tax ramifications and other factors.

International investments carry additional risks, which include differences in financial reporting standards, currency exchange rates, political risks unique to a specific country, foreign taxes and regulations, and the potential for illiquid markets. These factors may result in greater share price volatility.

Please consult your financial professional for additional information.

This content is developed from sources believed to be providing accurate information. The information in this material is not intended as tax or legal advice. Please consult legal or tax professionals for specific information regarding your individual situation. This material was developed and produced by FMG Suite to provide information on a topic that may be of interest. FMG is not affiliated with the named representative, financial professional, Registered Investment Advisor, Broker-Dealer, nor state- or SEC-registered investment advisory firm. The opinions expressed and material provided are for general information, and they should not be considered a solicitation for the purchase or sale of any security.

Copyright 2022 FMG Suite.

CITATIONS:

1. The Wall Street Journal, December 2, 2022
2. The Wall Street Journal, December 2, 2022
3. The Wall Street Journal, December 2, 2022
4. The Wall Street Journal, November 30, 2022
5. The Wall Street Journal, November 30, 2022

Wendy Nelson

Wealth Advisor

Wind River Wealth Advisors

PO Box 163, Cora, WY 82925

Phone: 720-256-3986

wnelson@windriverwa.com windriverwealthadvisors.com

Securities and investment advisory services offered through Geneos Wealth Management, Inc. Member FINRA/SIPC This email, including attachments, may include confidential and/or proprietary information, and may be used only by the person or entity to which it is addressed. If the reader of this email is not the intended recipient, the reader is hereby notified that any dissemination, distribution or copying of this email is prohibited. If you have received this email in error, please notify the sender by replying to this message and delete this email immediately. Please note that electronic communication cannot be guaranteed to be secure. The transmission of personal information carries inherent risk.



EXCELLENCE • PERSONALIZATION • INTEGRITY • INNOVATION



In this week's recap: Easing on rate hikes and job numbers cheer markets.

Weekly Economic Update

Presented by Wendy Nelson, December 5, 2022

THE WEEK ON WALL STREET

Stocks ended higher last week as investors navigated the crosscurrents of a potential easing in future rate hikes and continued strength in the labor market.

The Dow Jones Industrial Average edged 0.24% higher, while the Standard & Poor's 500 gained 1.13%. The Nasdaq Composite index improved by 2.09% for the week. The MSCI EAFE index, which tracks developed overseas stock markets, rose 1.68%. ^{1,2,3}

A CHOPPY WEEK

The week started lower on concerns about protests in China over its zero-Covid policy and comments by two Fed presidents that the Fed may continue its aggressive rate hike policy. Stocks then surged on Wednesday following remarks by Fed Chair Powell, confirming the central bank's intention to slow the pace of interest rate increases, which may begin as early as this month.

Stocks buckled in early trading on Friday's monthly employment report, which showed a higher-than-expected increase in new job growth and an above-expectations jump in wage growth. But stocks cut their losses by the end of the session to lock in a positive week.

LABOR MAY BE KEY

In a presentation to the Brookings Institution, Powell said that it might be time to begin moderating the pace of rate hikes. He cited several areas of progress in the inflation fight, including a deceleration in interest rate sensitive parts of the economy, such as housing and supply chain improvement. He also noted the price declines seen in goods and rents. ⁴

But Powell suggested the labor market would need to cool down before the Fed could feel confident about making sustainable progress toward its two percent inflation target. November's employment report showed robust job and wage growth, which indicated any cooling remained in the future. ⁵

TIP OF THE WEEK



You can't control what happens with interest rates or stocks in the future; you can control the amount you save for retirement. Boosting your personal savings ratio may bring you closer toward your retirement savings objective.

THE WEEK AHEAD: KEY ECONOMIC DATA

Monday: Purchasing Managers' Index (PMI) Composite. Factory Orders. Institute for Supply Management (ISM) Services Index.

Thursday: Jobless Claims. Purchasing Managers' Index (PMI) Manufacturing.

Friday: Producer Price Index (PPI). Consumer Sentiment.

Source: Econoday, December 2, 2022

The Econoday economic calendar lists upcoming U.S. economic data releases (including key economic indicators), Federal Reserve policy meetings, and speaking engagements of Federal Reserve officials. The content is developed from sources believed to be providing accurate information. The forecasts or forward-looking statements are based on assumptions and may not materialize. The forecasts also are subject to revision.

THE WEEK AHEAD: COMPANIES REPORTING EARNINGS

Tuesday: AutoZone, Inc. (AZO), MongoDB, Inc. (MDB).

Wednesday: Campbell Soup Company (CPB).

Thursday: Broadcom, Inc. (AVGO), Costco Wholesale Corporation (COST), Chewy (CHWY).

Source: Zacks, December 2, 2022

Companies mentioned are for informational purposes only. It should not be considered a solicitation for the purchase or sale of the securities. Investing involves risks, and investment decisions should be based on your own goals, time horizon, and tolerance for risk. The return and principal value of investments will fluctuate as market conditions change. When sold, investments may be worth more or less than their original cost. Companies may reschedule when they report earnings without notice.

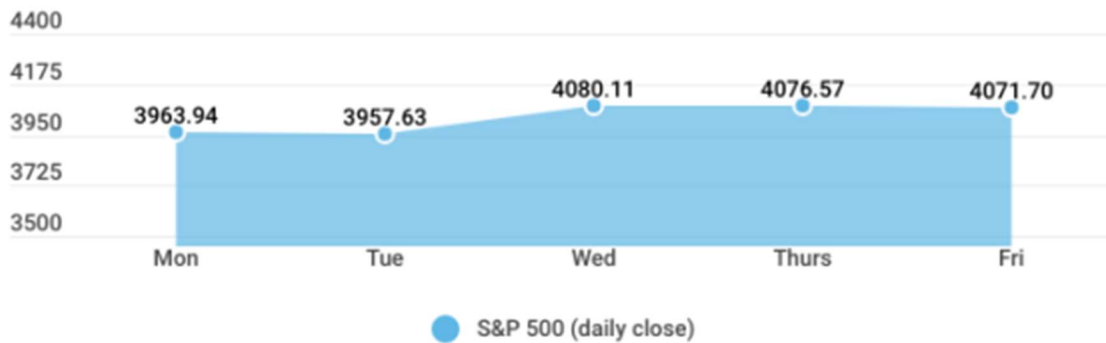
QUOTE OF THE WEEK



“In times of rapid change, experience could be your worst enemy.”

J. PAUL GETTY

Market Index	Close	Week	Y-T-D
DJIA	34,429.88	+0.24%	-5.25%
NASDAQ	11,461.50	+2.09%	-26.74%
MSCI-EAFE	1,995.94	+1.68%	-14.56%
S&P 500	4,071.70	+1.13%	-14.57%



	Treasury	Close	Week	Y-T-D
	10-Year Note	3.51%	-0.18%	+1.99%

Sources: The Wall Street Journal, December 2, 2022; Treasury.gov, December 2, 2022
 Weekly performance for the Dow Jones Industrial Average, Standard & Poor's 500 Index, and NASDAQ Composite Index is measured from the close of trading on Friday, November 25, to Friday, December 2, close. Weekly performance for the MSCI-EAFE is measured from Friday, November 25, open to Thursday, December 1, close. Weekly and year-to-date 10-year Treasury note yield are expressed in basis points.

THE WEEKLY RIDDLE



A train moving as fast as it can go strikes a man's hand, yet he is uninjured, and the train goes off its tracks. Under what circumstances could this happen?

LAST WEEK'S RIDDLE: A lone pine tree stands on a cliff. The wind is blowing from the east through the mountains. Which way do the tree's leaves blow?

ANSWER: Pine trees do not have leaves.

Wendy Nelson may be reached at 720-256-3986 or wnelson@windriverwa.com
windriverwealthadvisors.com

Know someone who could use information like this?

Please feel free to send us their contact information via phone or email. (Don't worry – we'll request their permission before adding them to our mailing list.)

Securities and investment advisory services offered through Geneos Wealth Management, Inc. Member FINRA/SIPC This email, including attachments, may include confidential and/or proprietary information, and may be used only by the person or entity to which it is addressed. If the reader of this email is not the intended recipient, the reader is hereby notified that any dissemination, distribution or copying of this email is prohibited. If you have received this email in error, please notify the sender by replying to this message and delete this email immediately. Please note that electronic communication cannot be guaranteed to be secure. The transmission of personal information carries inherent risk.

Investing involves risks, and investment decisions should be based on your own goals, time horizon, and tolerance for risk. The return and principal value of investments will fluctuate as market conditions change. When sold, investments may be worth more or less than their original cost.

The forecasts or forward-looking statements are based on assumptions, may not materialize, and are subject to revision without notice.

The market indexes discussed are unmanaged, and generally, considered representative of their respective markets. Index performance is not indicative of the past performance of a particular investment. Indexes do not incur management fees, costs, and expenses. Individuals cannot directly invest in unmanaged indexes. Past performance does not guarantee future results.

The Dow Jones Industrial Average is an unmanaged index that is generally considered representative of large-capitalization companies on the U.S. stock market. Nasdaq Composite is an index of the common stocks and similar securities listed on the NASDAQ stock market and is considered a broad indicator of the performance of technology and growth companies. The MSCI EAFE Index was created by Morgan Stanley Capital International (MSCI) and serves as a benchmark of the performance of major international equity markets, as represented by 21 major MSCI indexes from Europe, Australia, and Southeast Asia. The S&P 500 Composite Index is an unmanaged group of securities that are considered to be representative of the stock market in general.

U.S. Treasury Notes are guaranteed by the federal government as to the timely payment of principal and interest. However, if you sell a Treasury Note prior to maturity, it may be worth more or less than the original price paid. Fixed income investments are subject to various risks including changes in interest rates, credit quality, inflation risk, market valuations, prepayments, corporate events, tax ramifications and other factors.

International investments carry additional risks, which include differences in financial reporting standards, currency exchange rates, political risks unique to a specific country, foreign taxes and regulations, and the potential for illiquid markets. These factors may result in greater share price volatility.

Please consult your financial professional for additional information.

This content is developed from sources believed to be providing accurate information. The information in this material is not intended as tax or legal advice. Please consult legal or tax professionals for specific information regarding your individual situation. This material was developed and produced by FMG Suite to provide information on a topic that may be of interest. FMG is not affiliated with the named representative, financial professional, Registered Investment Advisor, Broker-Dealer, nor state- or SEC-registered investment advisory firm. The opinions expressed and material provided are for general information, and they should not be considered a solicitation for the purchase or sale of any security.

Copyright 2022 FMG Suite.

CITATIONS:

1. The Wall Street Journal, December 2, 2022
2. The Wall Street Journal, December 2, 2022
3. The Wall Street Journal, December 2, 2022
4. The Wall Street Journal, November 30, 2022
5. The Wall Street Journal, November 30, 2022

Wendy Nelson

Wealth Advisor

Wind River Wealth Advisors

PO Box 163, Cora, WY 82925

Phone: 720-256-3986

wnelson@windriverwa.com windriverwealthadvisors.com

Securities and investment advisory services offered through Geneos Wealth Management, Inc. Member FINRA/SIPC This email, including attachments, may include confidential and/or proprietary information, and may be used only by the person or entity to which it is addressed. If the reader of this email is not the intended recipient, the reader is hereby notified that any dissemination, distribution or copying of this email is prohibited. If you have received this email in error, please notify the sender by replying to this message and delete this email immediately. Please note that electronic communication cannot be guaranteed to be secure. The transmission of personal information carries inherent risk.



EXCELLENCE • PERSONALIZATION • INTEGRITY • INNOVATION



In this week's recap: Easing on rate hikes and job numbers cheer markets.

Weekly Economic Update

Presented by Wendy Nelson, December 5, 2022

THE WEEK ON WALL STREET

Stocks ended higher last week as investors navigated the crosscurrents of a potential easing in future rate hikes and continued strength in the labor market.

The Dow Jones Industrial Average edged 0.24% higher, while the Standard & Poor's 500 gained 1.13%. The Nasdaq Composite index improved by 2.09% for the week. The MSCI EAFE index, which tracks developed overseas stock markets, rose 1.68%. ^{1,2,3}

A CHOPPY WEEK

The week started lower on concerns about protests in China over its zero-Covid policy and comments by two Fed presidents that the Fed may continue its aggressive rate hike policy. Stocks then surged on Wednesday following remarks by Fed Chair Powell, confirming the central bank's intention to slow the pace of interest rate increases, which may begin as early as this month.

Stocks buckled in early trading on Friday's monthly employment report, which showed a higher-than-expected increase in new job growth and an above-expectations jump in wage growth. But stocks cut their losses by the end of the session to lock in a positive week.

LABOR MAY BE KEY

In a presentation to the Brookings Institution, Powell said that it might be time to begin moderating the pace of rate hikes. He cited several areas of progress in the inflation fight, including a deceleration in interest rate sensitive parts of the economy, such as housing and supply chain improvement. He also noted the price declines seen in goods and rents. ⁴

But Powell suggested the labor market would need to cool down before the Fed could feel confident about making sustainable progress toward its two percent inflation target. November's employment report showed robust job and wage growth, which indicated any cooling remained in the future. ⁵

TIP OF THE WEEK



You can't control what happens with interest rates or stocks in the future; you can control the amount you save for retirement. Boosting your personal savings ratio may bring you closer toward your retirement savings objective.

THE WEEK AHEAD: KEY ECONOMIC DATA

Monday: Purchasing Managers' Index (PMI) Composite. Factory Orders. Institute for Supply Management (ISM) Services Index.

Thursday: Jobless Claims. Purchasing Managers' Index (PMI) Manufacturing.

Friday: Producer Price Index (PPI). Consumer Sentiment.

Source: Econoday, December 2, 2022

The Econoday economic calendar lists upcoming U.S. economic data releases (including key economic indicators), Federal Reserve policy meetings, and speaking engagements of Federal Reserve officials. The content is developed from sources believed to be providing accurate information. The forecasts or forward-looking statements are based on assumptions and may not materialize. The forecasts also are subject to revision.

THE WEEK AHEAD: COMPANIES REPORTING EARNINGS

Tuesday: AutoZone, Inc. (AZO), MongoDB, Inc. (MDB).

Wednesday: Campbell Soup Company (CPB).

Thursday: Broadcom, Inc. (AVGO), Costco Wholesale Corporation (COST), Chewy (CHWY).

Source: Zacks, December 2, 2022

Companies mentioned are for informational purposes only. It should not be considered a solicitation for the purchase or sale of the securities. Investing involves risks, and investment decisions should be based on your own goals, time horizon, and tolerance for risk. The return and principal value of investments will fluctuate as market conditions change. When sold, investments may be worth more or less than their original cost. Companies may reschedule when they report earnings without notice.

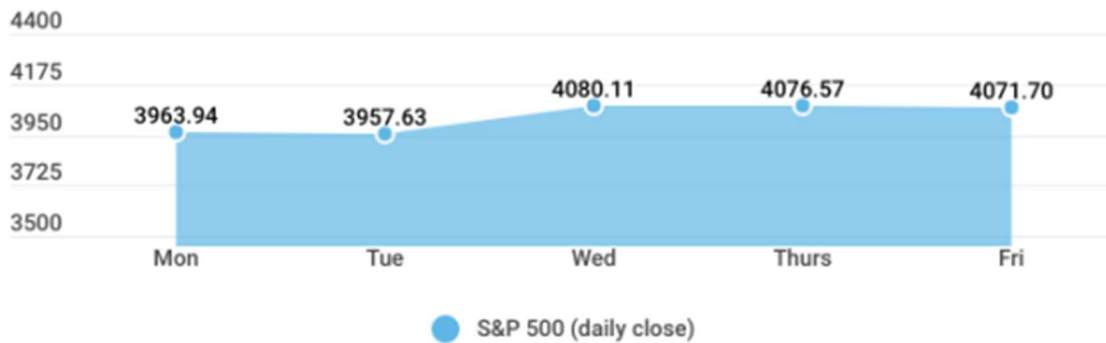
QUOTE OF THE WEEK




“In times of rapid change, experience could be your worst enemy.”

J. PAUL GETTY

Market Index	Close	Week	Y-T-D
DJIA	34,429.88	+0.24%	-5.25%
NASDAQ	11,461.50	+2.09%	-26.74%
MSCI-EAFE	1,995.94	+1.68%	-14.56%
S&P 500	4,071.70	+1.13%	-14.57%



	Treasury	Close	Week	Y-T-D
	10-Year Note	3.51%	-0.18%	+1.99%

Sources: The Wall Street Journal, December 2, 2022; Treasury.gov, December 2, 2022
 Weekly performance for the Dow Jones Industrial Average, Standard & Poor's 500 Index, and NASDAQ Composite Index is measured from the close of trading on Friday, November 25, to Friday, December 2, close. Weekly performance for the MSCI-EAFE is measured from Friday, November 25, open to Thursday, December 1, close. Weekly and year-to-date 10-year Treasury note yield are expressed in basis points.

THE WEEKLY RIDDLE



A train moving as fast as it can go strikes a man's hand, yet he is uninjured, and the train goes off its tracks. Under what circumstances could this happen?

LAST WEEK'S RIDDLE: A lone pine tree stands on a cliff. The wind is blowing from the east through the mountains. Which way do the tree's leaves blow?

ANSWER: Pine trees do not have leaves.

Wendy Nelson may be reached at 720-256-3986 or wnelson@windriverwa.com
windriverwealthadvisors.com

Know someone who could use information like this?

Please feel free to send us their contact information via phone or email. (Don't worry – we'll request their permission before adding them to our mailing list.)

Securities and investment advisory services offered through Geneos Wealth Management, Inc. Member FINRA/SIPC This email, including attachments, may include confidential and/or proprietary information, and may be used only by the person or entity to which it is addressed. If the reader of this email is not the intended recipient, the reader is hereby notified that any dissemination, distribution or copying of this email is prohibited. If you have received this email in error, please notify the sender by replying to this message and delete this email immediately. Please note that electronic communication cannot be guaranteed to be secure. The transmission of personal information carries inherent risk.

Investing involves risks, and investment decisions should be based on your own goals, time horizon, and tolerance for risk. The return and principal value of investments will fluctuate as market conditions change. When sold, investments may be worth more or less than their original cost.

The forecasts or forward-looking statements are based on assumptions, may not materialize, and are subject to revision without notice.

The market indexes discussed are unmanaged, and generally, considered representative of their respective markets. Index performance is not indicative of the past performance of a particular investment. Indexes do not incur management fees, costs, and expenses. Individuals cannot directly invest in unmanaged indexes. Past performance does not guarantee future results.

The Dow Jones Industrial Average is an unmanaged index that is generally considered representative of large-capitalization companies on the U.S. stock market. Nasdaq Composite is an index of the common stocks and similar securities listed on the NASDAQ stock market and is considered a broad indicator of the performance of technology and growth companies. The MSCI EAFE Index was created by Morgan Stanley Capital International (MSCI) and serves as a benchmark of the performance of major international equity markets, as represented by 21 major MSCI indexes from Europe, Australia, and Southeast Asia. The S&P 500 Composite Index is an unmanaged group of securities that are considered to be representative of the stock market in general.

U.S. Treasury Notes are guaranteed by the federal government as to the timely payment of principal and interest. However, if you sell a Treasury Note prior to maturity, it may be worth more or less than the original price paid. Fixed income investments are subject to various risks including changes in interest rates, credit quality, inflation risk, market valuations, prepayments, corporate events, tax ramifications and other factors.

International investments carry additional risks, which include differences in financial reporting standards, currency exchange rates, political risks unique to a specific country, foreign taxes and regulations, and the potential for illiquid markets. These factors may result in greater share price volatility.

Please consult your financial professional for additional information.

This content is developed from sources believed to be providing accurate information. The information in this material is not intended as tax or legal advice. Please consult legal or tax professionals for specific information regarding your individual situation. This material was developed and produced by FMG Suite to provide information on a topic that may be of interest. FMG is not affiliated with the named representative, financial professional, Registered Investment Advisor, Broker-Dealer, nor state- or SEC-registered investment advisory firm. The opinions expressed and material provided are for general information, and they should not be considered a solicitation for the purchase or sale of any security.

Copyright 2022 FMG Suite.

CITATIONS:

1. The Wall Street Journal, December 2, 2022
2. The Wall Street Journal, December 2, 2022
3. The Wall Street Journal, December 2, 2022
4. The Wall Street Journal, November 30, 2022
5. The Wall Street Journal, November 30, 2022

Wendy Nelson

Wealth Advisor

Wind River Wealth Advisors

PO Box 163, Cora, WY 82925

Phone: 720-256-3986

wnelson@windriverwa.com windriverwealthadvisors.com

Securities and investment advisory services offered through Geneos Wealth Management, Inc. Member FINRA/SIPC This email, including attachments, may include confidential and/or proprietary information, and may be used only by the person or entity to which it is addressed. If the reader of this email is not the intended recipient, the reader is hereby notified that any dissemination, distribution or copying of this email is prohibited. If you have received this email in error, please notify the sender by replying to this message and delete this email immediately. Please note that electronic communication cannot be guaranteed to be secure. The transmission of personal information carries inherent risk.



EXCELLENCE • PERSONALIZATION • INTEGRITY • INNOVATION



In this week's recap: Easing on rate hikes and job numbers cheer markets.

Weekly Economic Update

Presented by Wendy Nelson, December 5, 2022

THE WEEK ON WALL STREET

Stocks ended higher last week as investors navigated the crosscurrents of a potential easing in future rate hikes and continued strength in the labor market.

The Dow Jones Industrial Average edged 0.24% higher, while the Standard & Poor's 500 gained 1.13%. The Nasdaq Composite index improved by 2.09% for the week. The MSCI EAFE index, which tracks developed overseas stock markets, rose 1.68%. ^{1,2,3}

A CHOPPY WEEK

The week started lower on concerns about protests in China over its zero-Covid policy and comments by two Fed presidents that the Fed may continue its aggressive rate hike policy. Stocks then surged on Wednesday following remarks by Fed Chair Powell, confirming the central bank's intention to slow the pace of interest rate increases, which may begin as early as this month.

Stocks buckled in early trading on Friday's monthly employment report, which showed a higher-than-expected increase in new job growth and an above-expectations jump in wage growth. But stocks cut their losses by the end of the session to lock in a positive week.

LABOR MAY BE KEY

In a presentation to the Brookings Institution, Powell said that it might be time to begin moderating the pace of rate hikes. He cited several areas of progress in the inflation fight, including a deceleration in interest rate sensitive parts of the economy, such as housing and supply chain improvement. He also noted the price declines seen in goods and rents. ⁴

But Powell suggested the labor market would need to cool down before the Fed could feel confident about making sustainable progress toward its two percent inflation target. November's employment report showed robust job and wage growth, which indicated any cooling remained in the future. ⁵

TIP OF THE WEEK



You can't control what happens with interest rates or stocks in the future; you can control the amount you save for retirement. Boosting your personal savings ratio may bring you closer toward your retirement savings objective.

THE WEEK AHEAD: KEY ECONOMIC DATA

Monday: Purchasing Managers' Index (PMI) Composite. Factory Orders. Institute for Supply Management (ISM) Services Index.

Thursday: Jobless Claims. Purchasing Managers' Index (PMI) Manufacturing.

Friday: Producer Price Index (PPI). Consumer Sentiment.

Source: Econoday, December 2, 2022

The Econoday economic calendar lists upcoming U.S. economic data releases (including key economic indicators), Federal Reserve policy meetings, and speaking engagements of Federal Reserve officials. The content is developed from sources believed to be providing accurate information. The forecasts or forward-looking statements are based on assumptions and may not materialize. The forecasts also are subject to revision.

THE WEEK AHEAD: COMPANIES REPORTING EARNINGS

Tuesday: AutoZone, Inc. (AZO), MongoDB, Inc. (MDB).

Wednesday: Campbell Soup Company (CPB).

Thursday: Broadcom, Inc. (AVGO), Costco Wholesale Corporation (COST), Chewy (CHWY).

Source: Zacks, December 2, 2022

Companies mentioned are for informational purposes only. It should not be considered a solicitation for the purchase or sale of the securities. Investing involves risks, and investment decisions should be based on your own goals, time horizon, and tolerance for risk. The return and principal value of investments will fluctuate as market conditions change. When sold, investments may be worth more or less than their original cost. Companies may reschedule when they report earnings without notice.

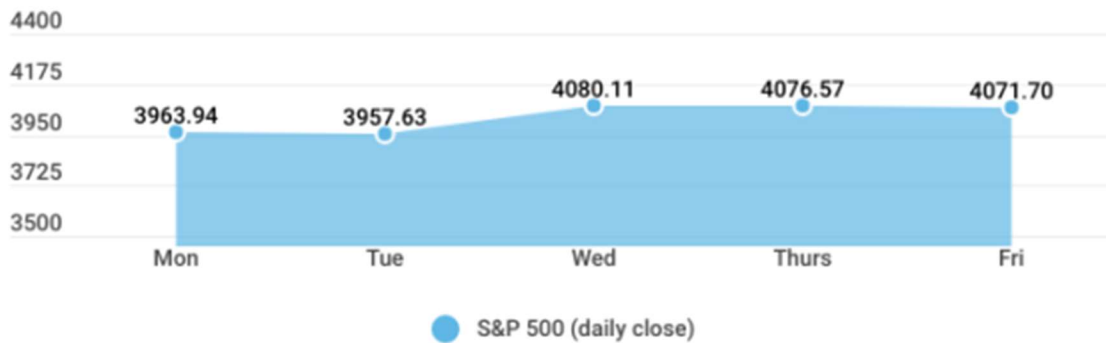
QUOTE OF THE WEEK



“In times of rapid change, experience could be your worst enemy.”

J. PAUL GETTY

Market Index	Close	Week	Y-T-D
DJIA	34,429.88	+0.24%	-5.25%
NASDAQ	11,461.50	+2.09%	-26.74%
MSCI-EAFE	1,995.94	+1.68%	-14.56%
S&P 500	4,071.70	+1.13%	-14.57%



	Treasury	Close	Week	Y-T-D
	10-Year Note	3.51%	-0.18%	+1.99%

Sources: The Wall Street Journal, December 2, 2022; Treasury.gov, December 2, 2022
 Weekly performance for the Dow Jones Industrial Average, Standard & Poor's 500 Index, and NASDAQ Composite Index is measured from the close of trading on Friday, November 25, to Friday, December 2, close. Weekly performance for the MSCI-EAFE is measured from Friday, November 25, open to Thursday, December 1, close. Weekly and year-to-date 10-year Treasury note yield are expressed in basis points.

THE WEEKLY RIDDLE



A train moving as fast as it can go strikes a man's hand, yet he is uninjured, and the train goes off its tracks. Under what circumstances could this happen?

LAST WEEK'S RIDDLE: A lone pine tree stands on a cliff. The wind is blowing from the east through the mountains. Which way do the tree's leaves blow?

ANSWER: Pine trees do not have leaves.

Wendy Nelson may be reached at 720-256-3986 or wnelson@windriverwa.com
windriverwealthadvisors.com

Know someone who could use information like this?

Please feel free to send us their contact information via phone or email. (Don't worry – we'll request their permission before adding them to our mailing list.)

Securities and investment advisory services offered through Geneos Wealth Management, Inc. Member FINRA/SIPC This email, including attachments, may include confidential and/or proprietary information, and may be used only by the person or entity to which it is addressed. If the reader of this email is not the intended recipient, the reader is hereby notified that any dissemination, distribution or copying of this email is prohibited. If you have received this email in error, please notify the sender by replying to this message and delete this email immediately. Please note that electronic communication cannot be guaranteed to be secure. The transmission of personal information carries inherent risk.

Investing involves risks, and investment decisions should be based on your own goals, time horizon, and tolerance for risk. The return and principal value of investments will fluctuate as market conditions change. When sold, investments may be worth more or less than their original cost.

The forecasts or forward-looking statements are based on assumptions, may not materialize, and are subject to revision without notice.

The market indexes discussed are unmanaged, and generally, considered representative of their respective markets. Index performance is not indicative of the past performance of a particular investment. Indexes do not incur management fees, costs, and expenses. Individuals cannot directly invest in unmanaged indexes. Past performance does not guarantee future results.

The Dow Jones Industrial Average is an unmanaged index that is generally considered representative of large-capitalization companies on the U.S. stock market. Nasdaq Composite is an index of the common stocks and similar securities listed on the NASDAQ stock market and is considered a broad indicator of the performance of technology and growth companies. The MSCI EAFE Index was created by Morgan Stanley Capital International (MSCI) and serves as a benchmark of the performance of major international equity markets, as represented by 21 major MSCI indexes from Europe, Australia, and Southeast Asia. The S&P 500 Composite Index is an unmanaged group of securities that are considered to be representative of the stock market in general.

U.S. Treasury Notes are guaranteed by the federal government as to the timely payment of principal and interest. However, if you sell a Treasury Note prior to maturity, it may be worth more or less than the original price paid. Fixed income investments are subject to various risks including changes in interest rates, credit quality, inflation risk, market valuations, prepayments, corporate events, tax ramifications and other factors.

International investments carry additional risks, which include differences in financial reporting standards, currency exchange rates, political risks unique to a specific country, foreign taxes and regulations, and the potential for illiquid markets. These factors may result in greater share price volatility.

Please consult your financial professional for additional information.

This content is developed from sources believed to be providing accurate information. The information in this material is not intended as tax or legal advice. Please consult legal or tax professionals for specific information regarding your individual situation. This material was developed and produced by FMG Suite to provide information on a topic that may be of interest. FMG is not affiliated with the named representative, financial professional, Registered Investment Advisor, Broker-Dealer, nor state- or SEC-registered investment advisory firm. The opinions expressed and material provided are for general information, and they should not be considered a solicitation for the purchase or sale of any security.

Copyright 2022 FMG Suite.

CITATIONS:

1. The Wall Street Journal, December 2, 2022
2. The Wall Street Journal, December 2, 2022
3. The Wall Street Journal, December 2, 2022
4. The Wall Street Journal, November 30, 2022
5. The Wall Street Journal, November 30, 2022

Wendy Nelson

Wealth Advisor

Wind River Wealth Advisors

PO Box 163, Cora, WY 82925

Phone: 720-256-3986

wnelson@windriverwa.com windriverwealthadvisors.com

Securities and investment advisory services offered through Geneos Wealth Management, Inc. Member FINRA/SIPC This email, including attachments, may include confidential and/or proprietary information, and may be used only by the person or entity to which it is addressed. If the reader of this email is not the intended recipient, the reader is hereby notified that any dissemination, distribution or copying of this email is prohibited. If you have received this email in error, please notify the sender by replying to this message and delete this email immediately. Please note that electronic communication cannot be guaranteed to be secure. The transmission of personal information carries inherent risk.



EXCELLENCE • PERSONALIZATION • INTEGRITY • INNOVATION



In this week's recap: Easing on rate hikes and job numbers cheer markets.

Weekly Economic Update

Presented by Wendy Nelson, December 5, 2022

THE WEEK ON WALL STREET

Stocks ended higher last week as investors navigated the crosscurrents of a potential easing in future rate hikes and continued strength in the labor market.

The Dow Jones Industrial Average edged 0.24% higher, while the Standard & Poor's 500 gained 1.13%. The Nasdaq Composite index improved by 2.09% for the week. The MSCI EAFE index, which tracks developed overseas stock markets, rose 1.68%. ^{1,2,3}

A CHOPPY WEEK

The week started lower on concerns about protests in China over its zero-Covid policy and comments by two Fed presidents that the Fed may continue its aggressive rate hike policy. Stocks then surged on Wednesday following remarks by Fed Chair Powell, confirming the central bank's intention to slow the pace of interest rate increases, which may begin as early as this month.

Stocks buckled in early trading on Friday's monthly employment report, which showed a higher-than-expected increase in new job growth and an above-expectations jump in wage growth. But stocks cut their losses by the end of the session to lock in a positive week.

LABOR MAY BE KEY

In a presentation to the Brookings Institution, Powell said that it might be time to begin moderating the pace of rate hikes. He cited several areas of progress in the inflation fight, including a deceleration in interest rate sensitive parts of the economy, such as housing and supply chain improvement. He also noted the price declines seen in goods and rents. ⁴

But Powell suggested the labor market would need to cool down before the Fed could feel confident about making sustainable progress toward its two percent inflation target. November's employment report showed robust job and wage growth, which indicated any cooling remained in the future. ⁵

TIP OF THE WEEK



You can't control what happens with interest rates or stocks in the future; you can control the amount you save for retirement. Boosting your personal savings ratio may bring you closer toward your retirement savings objective.

THE WEEK AHEAD: KEY ECONOMIC DATA

Monday: Purchasing Managers' Index (PMI) Composite. Factory Orders. Institute for Supply Management (ISM) Services Index.

Thursday: Jobless Claims. Purchasing Managers' Index (PMI) Manufacturing.

Friday: Producer Price Index (PPI). Consumer Sentiment.

Source: Econoday, December 2, 2022

The Econoday economic calendar lists upcoming U.S. economic data releases (including key economic indicators), Federal Reserve policy meetings, and speaking engagements of Federal Reserve officials. The content is developed from sources believed to be providing accurate information. The forecasts or forward-looking statements are based on assumptions and may not materialize. The forecasts also are subject to revision.

THE WEEK AHEAD: COMPANIES REPORTING EARNINGS

Tuesday: AutoZone, Inc. (AZO), MongoDB, Inc. (MDB).

Wednesday: Campbell Soup Company (CPB).

Thursday: Broadcom, Inc. (AVGO), Costco Wholesale Corporation (COST), Chewy (CHWY).

Source: Zacks, December 2, 2022

Companies mentioned are for informational purposes only. It should not be considered a solicitation for the purchase or sale of the securities. Investing involves risks, and investment decisions should be based on your own goals, time horizon, and tolerance for risk. The return and principal value of investments will fluctuate as market conditions change. When sold, investments may be worth more or less than their original cost. Companies may reschedule when they report earnings without notice.

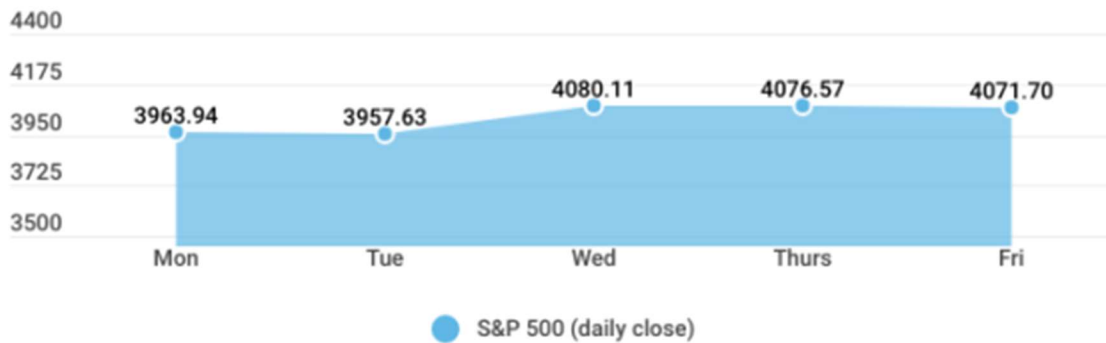
QUOTE OF THE WEEK




“In times of rapid change, experience could be your worst enemy.”

J. PAUL GETTY

Market Index	Close	Week	Y-T-D
DJIA	34,429.88	+0.24%	-5.25%
NASDAQ	11,461.50	+2.09%	-26.74%
MSCI-EAFE	1,995.94	+1.68%	-14.56%
S&P 500	4,071.70	+1.13%	-14.57%



	Treasury	Close	Week	Y-T-D
	10-Year Note	3.51%	-0.18%	+1.99%

Sources: The Wall Street Journal, December 2, 2022; Treasury.gov, December 2, 2022
 Weekly performance for the Dow Jones Industrial Average, Standard & Poor's 500 Index, and NASDAQ Composite Index is measured from the close of trading on Friday, November 25, to Friday, December 2, close. Weekly performance for the MSCI-EAFE is measured from Friday, November 25, open to Thursday, December 1, close. Weekly and year-to-date 10-year Treasury note yield are expressed in basis points.

THE WEEKLY RIDDLE



A train moving as fast as it can go strikes a man's hand, yet he is uninjured, and the train goes off its tracks. Under what circumstances could this happen?

LAST WEEK'S RIDDLE: A lone pine tree stands on a cliff. The wind is blowing from the east through the mountains. Which way do the tree's leaves blow?

ANSWER: Pine trees do not have leaves.

Wendy Nelson may be reached at 720-256-3986 or wnelson@windriverwa.com
windriverwealthadvisors.com

Know someone who could use information like this?

Please feel free to send us their contact information via phone or email. (Don't worry – we'll request their permission before adding them to our mailing list.)

Securities and investment advisory services offered through Geneos Wealth Management, Inc. Member FINRA/SIPC This email, including attachments, may include confidential and/or proprietary information, and may be used only by the person or entity to which it is addressed. If the reader of this email is not the intended recipient, the reader is hereby notified that any dissemination, distribution or copying of this email is prohibited. If you have received this email in error, please notify the sender by replying to this message and delete this email immediately. Please note that electronic communication cannot be guaranteed to be secure. The transmission of personal information carries inherent risk.

Investing involves risks, and investment decisions should be based on your own goals, time horizon, and tolerance for risk. The return and principal value of investments will fluctuate as market conditions change. When sold, investments may be worth more or less than their original cost.

The forecasts or forward-looking statements are based on assumptions, may not materialize, and are subject to revision without notice.

The market indexes discussed are unmanaged, and generally, considered representative of their respective markets. Index performance is not indicative of the past performance of a particular investment. Indexes do not incur management fees, costs, and expenses. Individuals cannot directly invest in unmanaged indexes. Past performance does not guarantee future results.

The Dow Jones Industrial Average is an unmanaged index that is generally considered representative of large-capitalization companies on the U.S. stock market. Nasdaq Composite is an index of the common stocks and similar securities listed on the NASDAQ stock market and is considered a broad indicator of the performance of technology and growth companies. The MSCI EAFE Index was created by Morgan Stanley Capital International (MSCI) and serves as a benchmark of the performance of major international equity markets, as represented by 21 major MSCI indexes from Europe, Australia, and Southeast Asia. The S&P 500 Composite Index is an unmanaged group of securities that are considered to be representative of the stock market in general.

U.S. Treasury Notes are guaranteed by the federal government as to the timely payment of principal and interest. However, if you sell a Treasury Note prior to maturity, it may be worth more or less than the original price paid. Fixed income investments are subject to various risks including changes in interest rates, credit quality, inflation risk, market valuations, prepayments, corporate events, tax ramifications and other factors.

International investments carry additional risks, which include differences in financial reporting standards, currency exchange rates, political risks unique to a specific country, foreign taxes and regulations, and the potential for illiquid markets. These factors may result in greater share price volatility.

Please consult your financial professional for additional information.

This content is developed from sources believed to be providing accurate information. The information in this material is not intended as tax or legal advice. Please consult legal or tax professionals for specific information regarding your individual situation. This material was developed and produced by FMG Suite to provide information on a topic that may be of interest. FMG is not affiliated with the named representative, financial professional, Registered Investment Advisor, Broker-Dealer, nor state- or SEC-registered investment advisory firm. The opinions expressed and material provided are for general information, and they should not be considered a solicitation for the purchase or sale of any security.

Copyright 2022 FMG Suite.

CITATIONS:

1. The Wall Street Journal, December 2, 2022
2. The Wall Street Journal, December 2, 2022
3. The Wall Street Journal, December 2, 2022
4. The Wall Street Journal, November 30, 2022
5. The Wall Street Journal, November 30, 2022

Wendy Nelson

Wealth Advisor

Wind River Wealth Advisors

PO Box 163, Cora, WY 82925

Phone: 720-256-3986

wnelson@windriverwa.com windriverwealthadvisors.com

Securities and investment advisory services offered through Geneos Wealth Management, Inc. Member FINRA/SIPC This email, including attachments, may include confidential and/or proprietary information, and may be used only by the person or entity to which it is addressed. If the reader of this email is not the intended recipient, the reader is hereby notified that any dissemination, distribution or copying of this email is prohibited. If you have received this email in error, please notify the sender by replying to this message and delete this email immediately. Please note that electronic communication cannot be guaranteed to be secure. The transmission of personal information carries inherent risk.